


School Funding in North Carolina Still Well Below 2008 Level



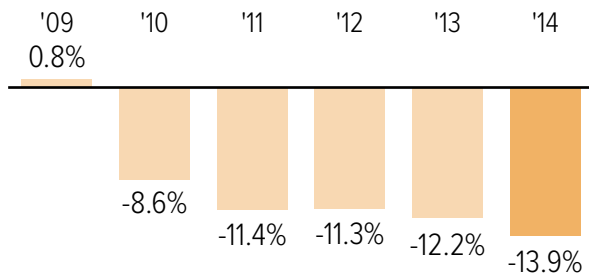
North Carolina is one of at least 31 states that provided less school funding per student in the 2014 school year (the most recent available) than in 2008, before the recession took hold. Large cuts in K-12 funding weaken education systems, diminishing their capacity to develop fully the intelligence and creativity of the nation's future workers and entrepreneurs.

State funding per student down by one-seventh

North Carolina state funding per student fell by 13.9 percent between 2008 and 2014.

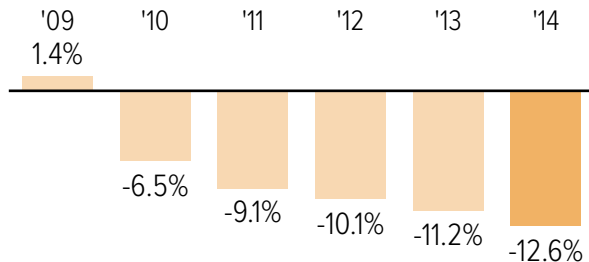
Only eight states imposed larger cuts.

Change in state K-12 funding per student relative to 2008, adjusted for inflation



Local governments in North Carolina cut school funding as well over this period. **Total state and local school funding combined fell by 12.6 percent** per student between 2008 and 2014.

Change in state and local K-12 funding per student relative to 2008, adjusted for inflation



North Carolina's "general" or "formula" funding per student — the primary form of state funding for schools — rose by 5.7 percent this year but is **8.3 percent below the 2008 level** due to earlier cuts.

State K-12 cuts have serious consequences

North Carolina schools receive nearly two-thirds (63 percent) of their funding from the state.

Cuts at the state level force school districts to scale back educational services and/or raise more local tax revenue to cover the gap. They also impede reforms to boost student achievement, such as improving teacher quality, reducing class sizes, and increasing student learning time.

For more information see Michael Leachman *et al.*, "Most States Have Cut School Funding, and Some Continue Cutting," CBPP, December 10, 2015

Sources for graphics: CBPP budget analysis and National Center for Education Statistics enrollment estimates