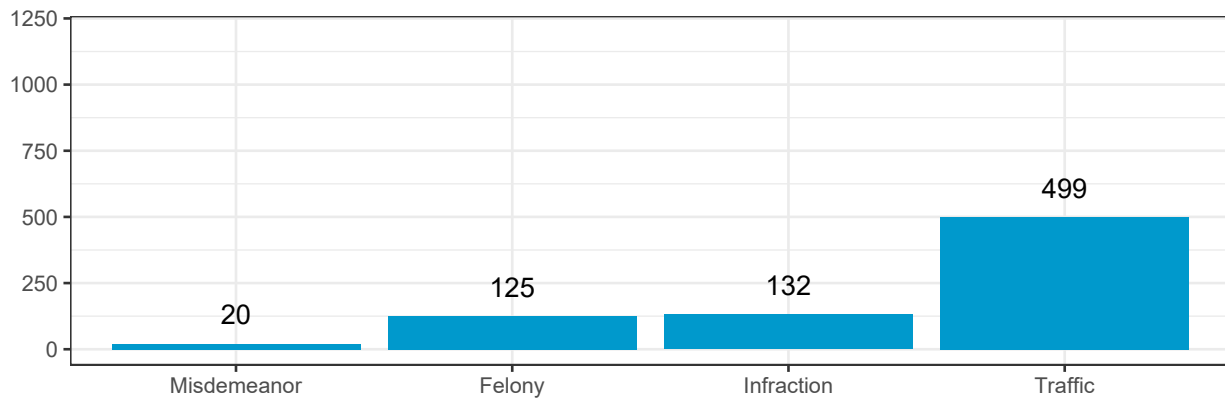


## 2022 Alleghany County Debt-Based Driver's License Suspension Fact Sheet

In January 2022 Alleghany County, NC had 1658 recorded cases with a guilty or responsible verdict and a court mandated fee.<sup>1</sup> Of these, 53.2% of cases were in compliance and 46.8% of cases were in failure to comply (FTC) status. **The majority of FTC cases were traffic violations.**



### Defendant Statistics and Demographics

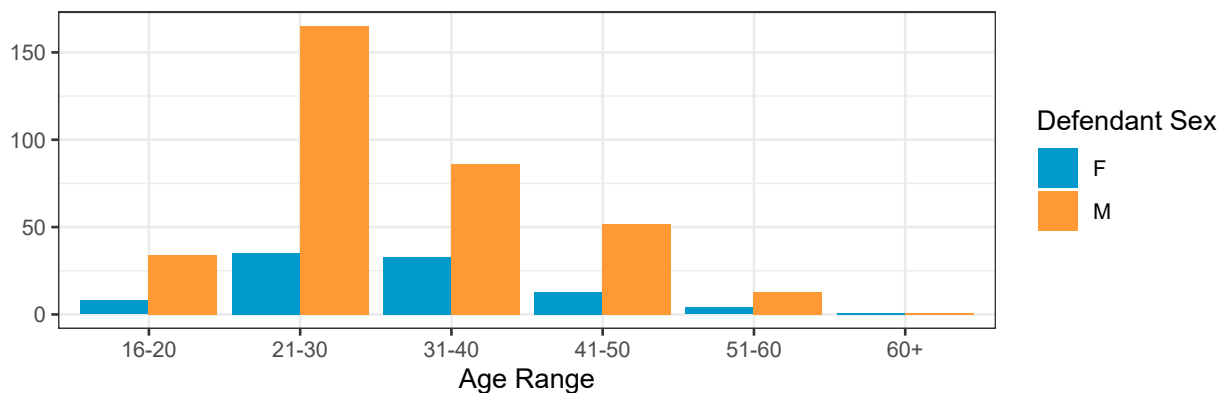
- 127 people had 2 or more traffic cases in FTC status.

County	Total Number of Traffic Violation Cases with a FTC	Total Number of People with a Traffic Violation FTC
Alleghany County	629	447

- The majority of defendants with a traffic cases in FTC status were White people (67%). With White men having the most traffic violation cases in FTC status.

Defendant Race	F	M
Black	2	18
Other	3	18
Hispanic	6	99
White	83	218

- The majority of defendants with a traffic cases in FTC status were 21-30 years old (45%).<sup>2</sup>

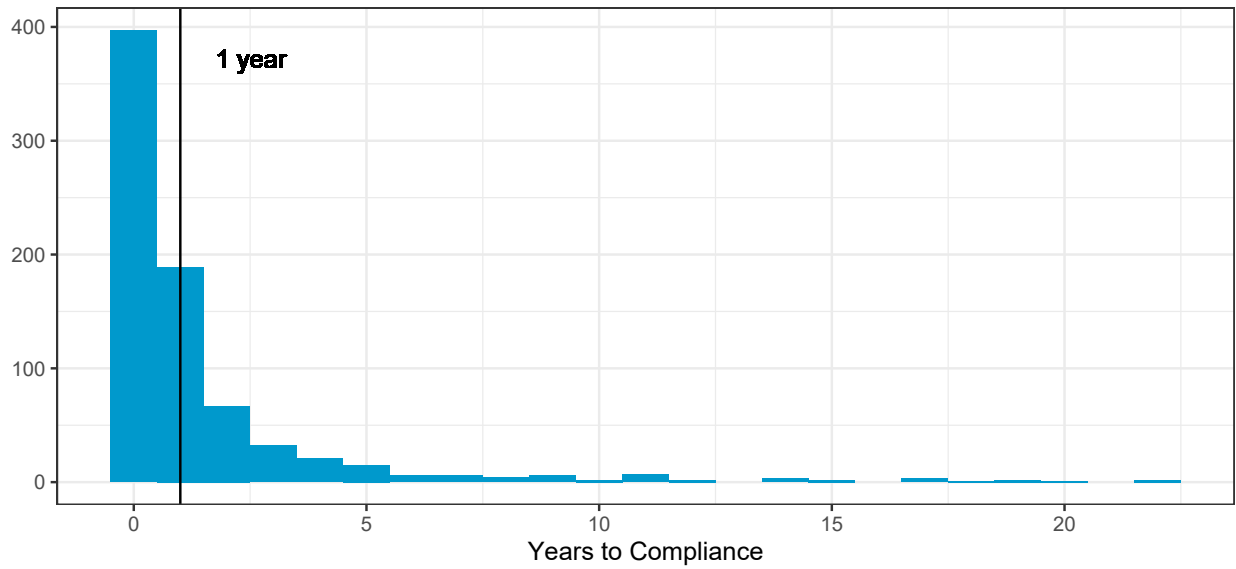


<sup>1</sup>This estimate includes cases with guilty to lesser (GL), guilty (GU), prayer for judgement (PJ), responsible to lesser (RL), and responsible (RS) verdicts.

<sup>2</sup>While the age was not provided in the original data, it was calculated from the defendant's birthday and disposition date.

## Length in FTC Status

- 67.6% of cases were in compliance after 1 year of receiving FTC status.



Years to Compliance	White	Hispanic	Black	Other	Total % of Cases
0-1	451	31	18	10	67.6
1-2	89	14	1	4	14.3
2-3	34	3	3	0	5.3
3-4	22	4	0	1	3.6
4-5	15	1	0	1	2.3
5-10	24	3	1	0	3.7
10-15	11	0	2	0	1.7
15-20	5	1	2	0	1.1
20+	3	0	0	0	0.4

- For all traffic cases in Allegheny County in FTC status in January 2022, the average length in FTC was 13 years.

Years in FTC	White	Black	Hispanic	Other	Total % of Cases
0-1	22	1	0	0	3.6
1-5	88	14	14	6	19.2
5-10	86	5	27	1	18.8
10-15	67	2	81	0	23.7
15-20	33	2	27	3	10.3
20-30	118	1	7	19	22.9
30+	8	0	0	2	1.6