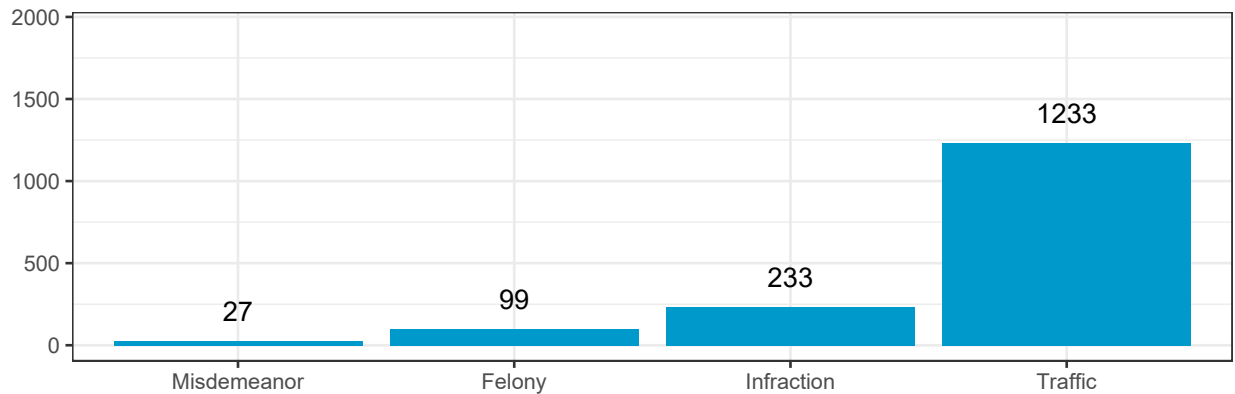


2022 Ashe County Debt-Based Driver's License Suspension Fact Sheet

In January 2022 Ashe County, NC had 3212 recorded cases with a guilty or responsible verdict and a court mandated fee.¹ Of these, 50.4% of cases were in compliance and 49.6% of cases were in failure to comply (FTC) status. **The majority of FTC cases were traffic violations.**



Defendant Statistics and Demographics

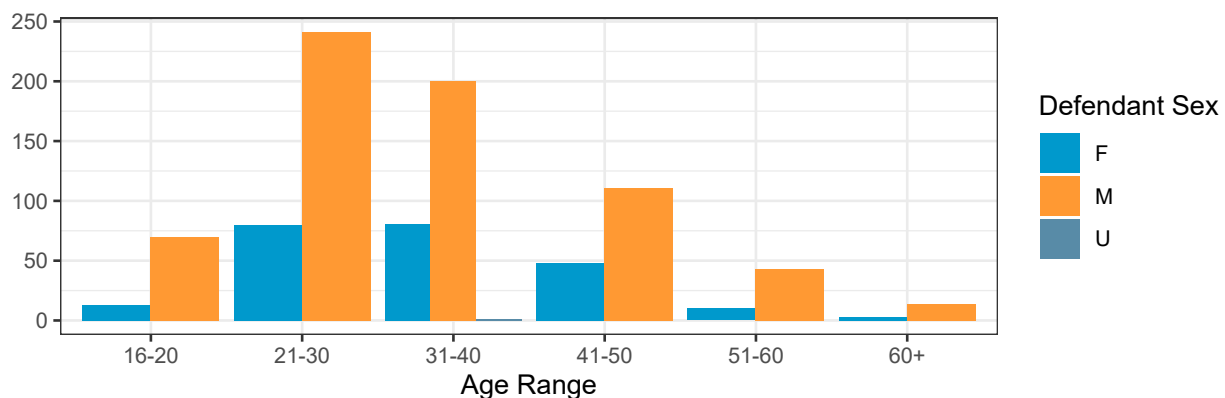
- 327 people had 2 or more traffic cases in FTC status.

County	Total Number of Traffic Violation Cases with a FTC	Total Number of People with a Traffic Violation FTC
Ashe County	1471	918

- The majority of defendants with a traffic cases in FTC status were White people (85%). With White men having the most traffic violation cases in FTC status.

Defendant Race	F	M	U
Unknown	0	0	1
Native American	2	1	0
Other	1	14	0
Black	5	22	0
Hispanic	6	90	0
White	221	555	0

- The majority of defendants with a traffic cases in FTC status were 21-30 years old (35%).²

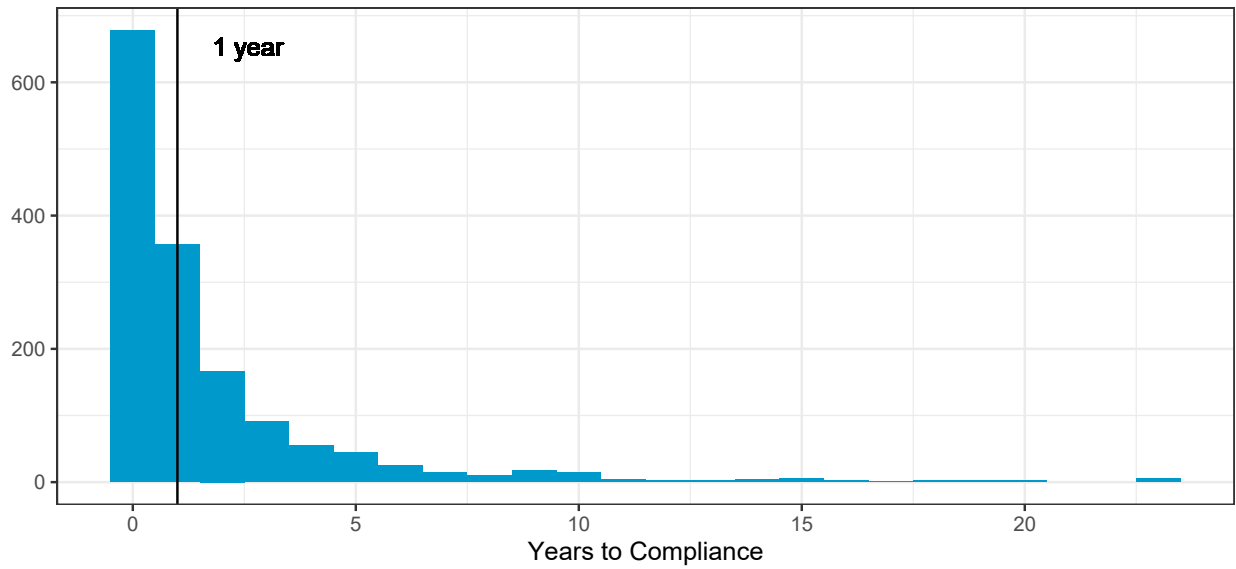


¹This estimate includes cases with guilty to lesser (GL), guilty (GU), prayer for judgement (PJ), responsible to lesser (RL), and responsible (RS) verdicts.

²While the age was not provided in the original data, it was calculated from the defendant's birthday and disposition date.

Length in FTC Status

- 58.7% of cases were in compliance after 1 year of receiving FTC status.



Years to Compliance	White	Black	Hispanic	Other	Unknown	Total % of Cases
0-1	821	22	18	4	1	58.7
1-2	217	2	5	1	0	15.2
2-3	123	4	2	0	0	8.7
3-4	65	2	2	0	0	4.7
4-5	53	0	1	1	0	3.7
5-10	85	3	2	0	0	6.1
10-15	23	0	0	0	0	1.6
15-20	9	1	0	0	0	0.7
20+	7	2	0	0	0	0.6

- For all traffic cases in Ashe County in FTC status in January 2022, the average length in FTC was 11 years.

Years in FTC	White	Hispanic	Black	Native American	Other	Unknown	Total % of Cases
0-1	69	3	0	0	0	0	4.9
1-5	398	17	13	7	4	1	29.9
5-10	326	24	9	0	1	0	24.5
10-15	155	43	7	0	3	0	14.1
15-20	102	22	2	0	1	0	8.6
20-30	205	29	9	0	10	0	17.2
30+	12	0	0	0	0	0	0.8