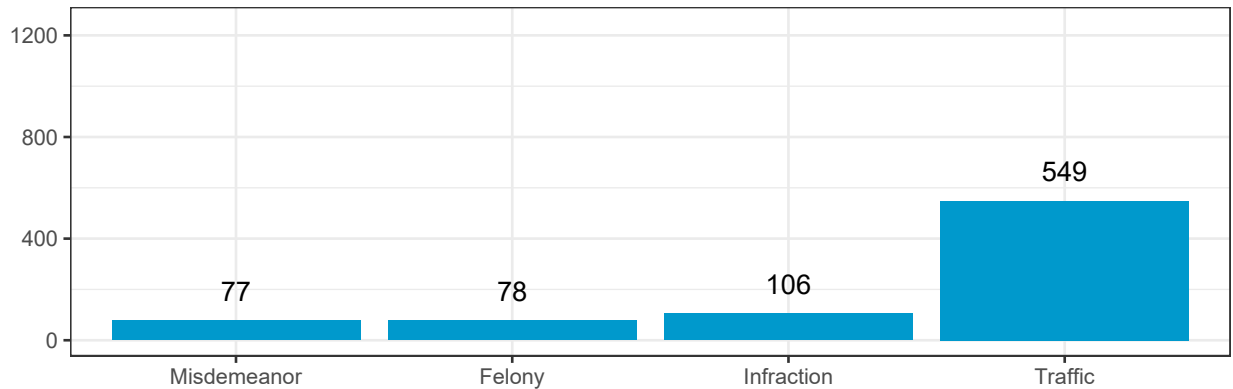


2022 Bertie County Debt-Based Driver's License Suspension Fact Sheet

In January 2022 Bertie County, NC had 1968 recorded cases with a guilty or responsible verdict and a court mandated fee.¹ Of these, 58.8% of cases were in compliance and 41.2% of cases were in failure to comply (FTC) status. **The majority of FTC cases were traffic violations.**



Defendant Statistics and Demographics

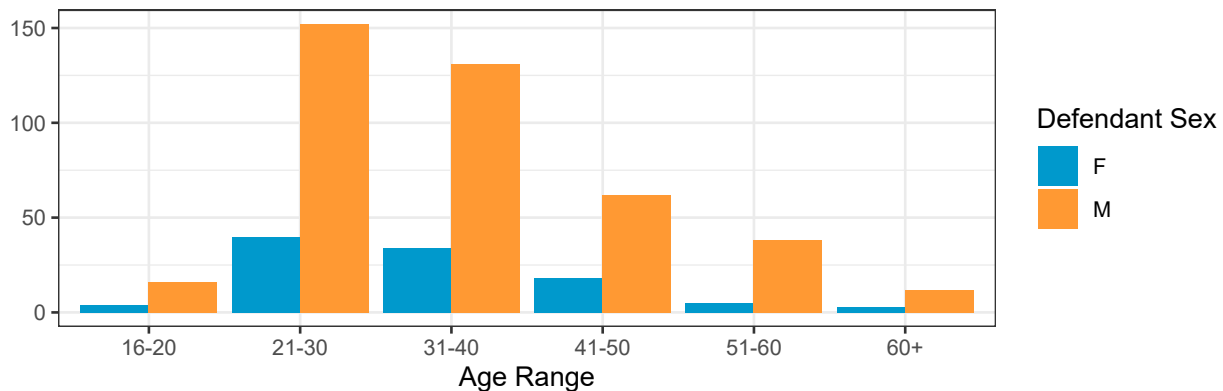
- 78 people had 2 or more traffic cases in FTC status.

County	Total Number of Traffic Violation Cases with a FTC	Total Number of People with a Traffic Violation FTC
Bertie County	617	516

- The majority of defendants with a traffic cases in FTC status were Black people (84%). With Black men having the most traffic violation cases in FTC status.

Defendant Race	F	M
Other	0	3
Hispanic	2	8
White	16	55
Black	86	346

- The majority of defendants with a traffic cases in FTC status were 21-30 years old (37%).²

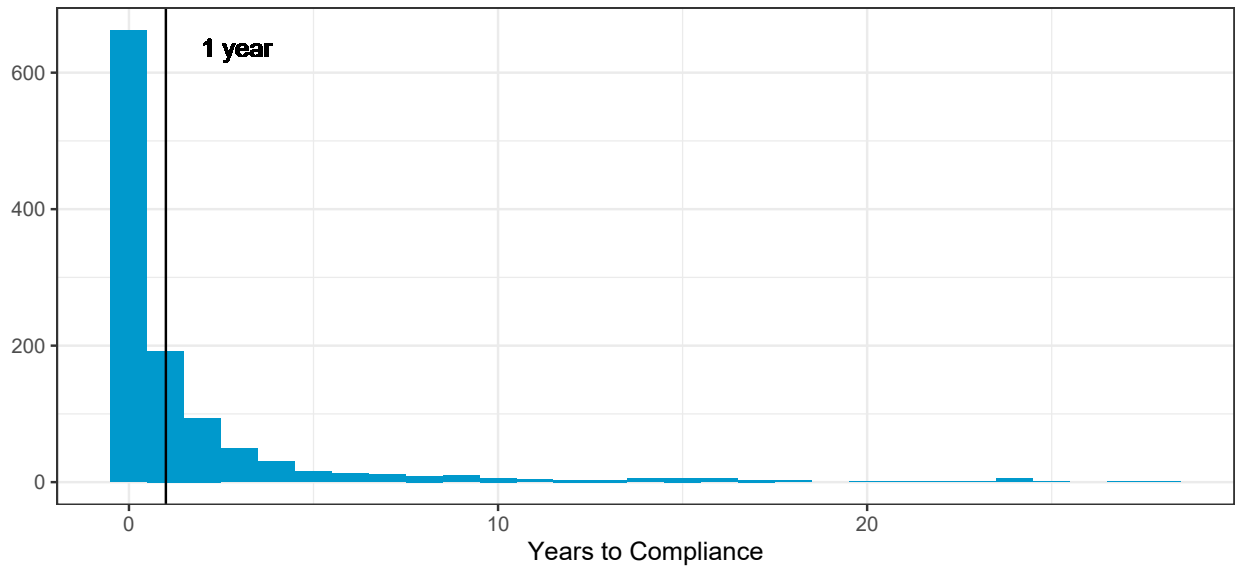


¹This estimate includes cases with guilty to lesser (GL), guilty (GU), prayer for judgement (PJ), responsible to lesser (RL), and responsible (RS) verdicts.

²While the age was not provided in the original data, it was calculated from the defendant's birthday and disposition date.

Length in FTC Status

- 67% of cases were in compliance after 1 year of receiving FTC status.



Years to Compliance	Black	White	Other	Hispanic	Native American	Unknown	Total % of Cases
0-1	534	163	9	8	1	1	67.0
1-2	103	17	0	1	0	0	11.3
2-3	57	15	0	0	0	0	6.7
3-4	26	6	0	0	0	0	3.0
4-5	26	4	0	0	0	0	2.8
5-10	42	9	0	0	0	0	4.8
10-15	21	1	0	0	0	0	2.1
15-20	10	3	0	0	0	0	1.2
20+	11	1	0	0	0	0	1.1

- For all traffic cases in Bertie County in FTC status in January 2022, the average length in FTC was 13 years.

Years in FTC	Black	White	Hispanic	Other	Total % of Cases
0-1	28	3	0	0	4.9
1-5	145	9	4	0	25.2
5-10	101	16	4	0	19.3
10-15	48	12	1	0	9.7
15-20	66	11	0	4	12.9
20-30	131	24	1	0	24.9
30+	14	5	0	0	3.0