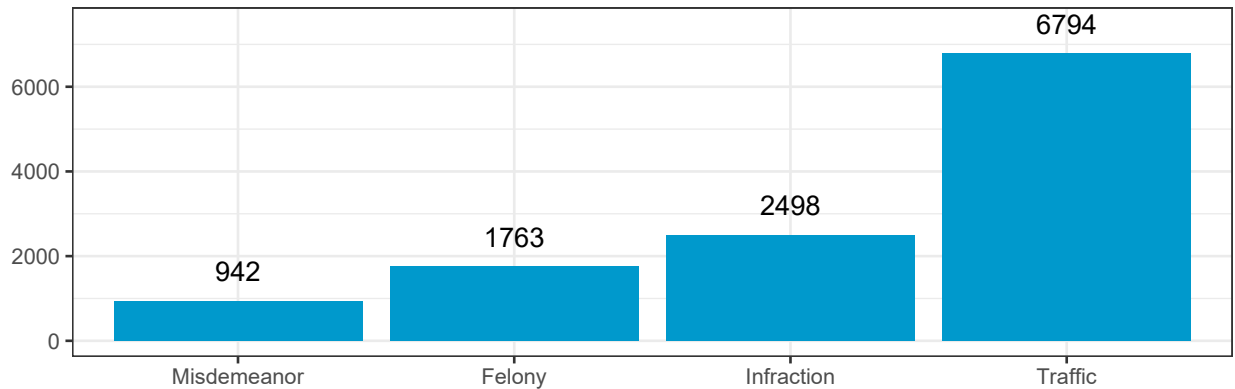


2022 Burke County Debt-Based Driver's License Suspension Fact Sheet

In January 2022 Burke County, NC had 24634 recorded cases with a guilty or responsible verdict and a court mandated fee.¹ Of these, 51.3% of cases were in compliance and 48.7% of cases were in failure to comply (FTC) status. **The majority of FTC cases were traffic violations.**



Defendant Statistics and Demographics

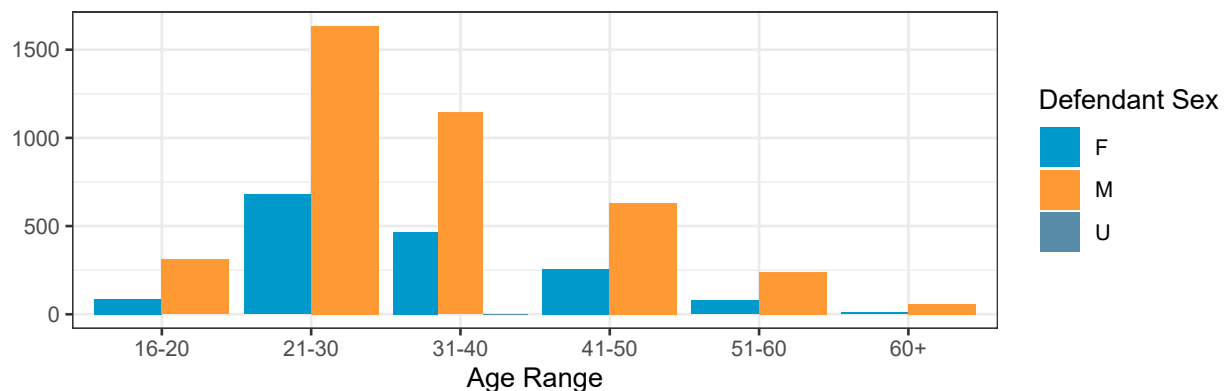
- 1643 people had 2 or more traffic cases in FTC status.

County	Total Number of Traffic Violation Cases with a FTC	Total Number of People with a Traffic Violation FTC
Burke County	8561	5616

- The majority of defendants with a traffic cases in FTC status were White people (71%). With White men having the most traffic violation cases in FTC status.

Defendant Race	F	M	U
Native American	1	4	0
Unknown	2	4	1
Asian	7	20	0
Other	16	72	0
Hispanic	57	513	0
Black	235	720	0
White	1261	2699	0

- The majority of defendants with a traffic cases in FTC status were 21-30 years old (41%).²

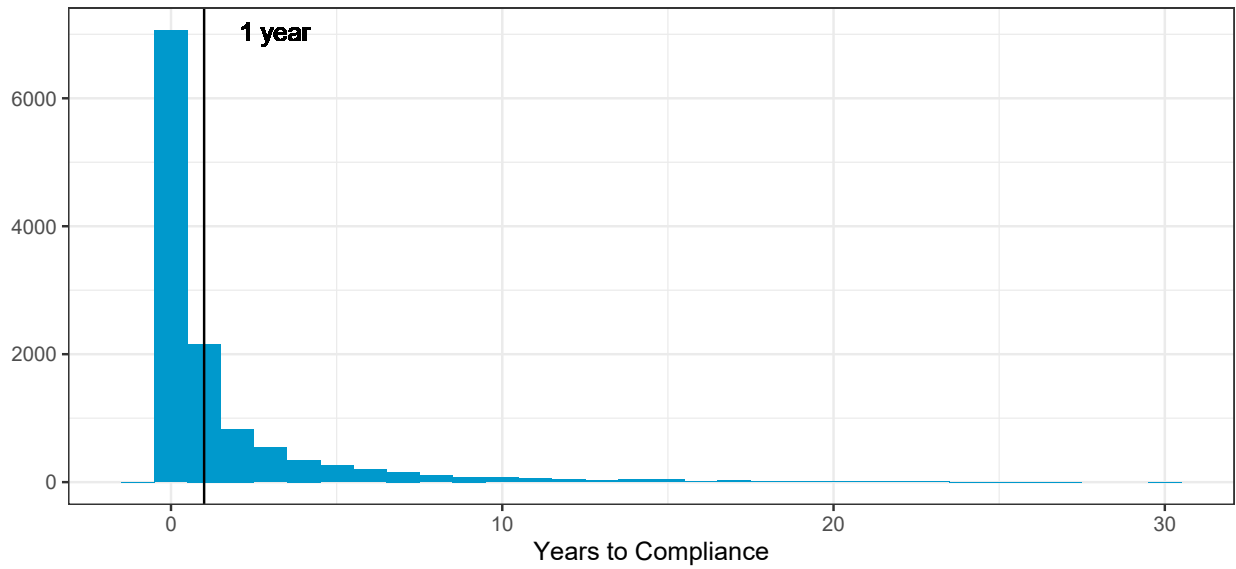


¹This estimate includes cases with guilty to lesser (GL), guilty (GU), prayer for judgement (PJ), responsible to lesser (RL), and responsible (RS) verdicts.

²While the age was not provided in the original data, it was calculated from the defendant's birthday and disposition date.

Length in FTC Status

- 69.5% of cases were in compliance after 1 year of receiving FTC status.



Years to Compliance	White	Black	Hispanic	Other	Asian	Native American	Unknown	Total % of Cases
0-1	6152	1512	432	131	57	16	7	69.5
1-2	966	197	47	9	10	1	1	10.3
2-3	511	104	24	6	8	0	1	5.5
3-4	345	67	18	5	4	0	0	3.7
4-5	228	54	11	1	1	0	0	2.5
5-10	513	151	15	5	5	0	1	5.8
10-15	142	69	7	1	1	0	0	1.8
15-20	56	25	1	1	0	0	0	0.7
20+	22	15	0	0	0	0	0	0.3

- For all traffic cases in Burke County in FTC status in January 2022, the average length in FTC was 11 years.

Years in FTC	White	Black	Hispanic	Other	Asian	Native American	Unknown	Total % of Cases
0-1	747	154	61	16	6	3	1	11.5
1-5	1667	370	160	30	15	1	1	26.1
5-10	1340	319	159	21	5	0	3	21.5
10-15	680	151	133	17	8	1	0	11.5
15-20	665	159	148	8	5	1	1	11.5
20-30	783	229	121	27	0	0	3	13.5
30+	313	65	0	3	1	0	0	4.4