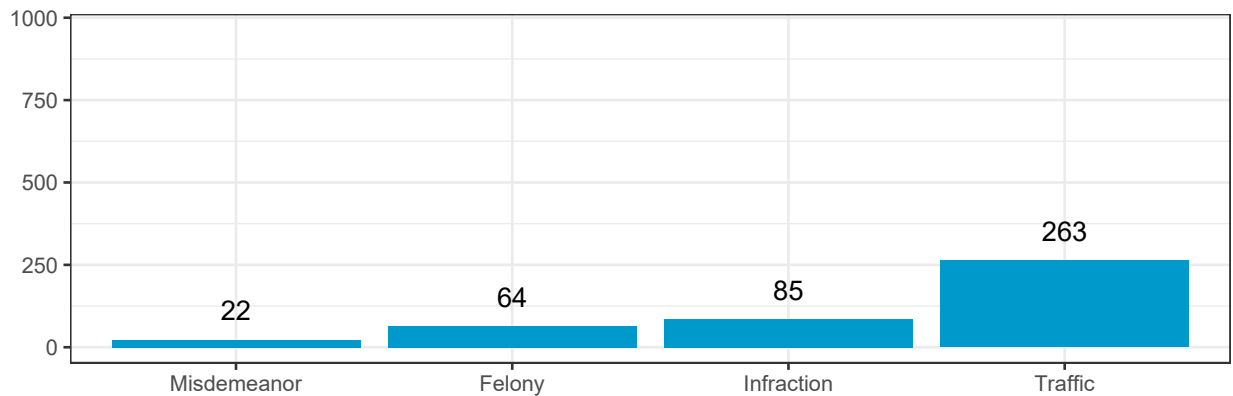


2022 Clay County Debt-Based Driver's License Suspension Fact Sheet

In January 2022 Clay County, NC had 888 recorded cases with a guilty or responsible verdict and a court mandated fee.¹ Of these, 51.1% of cases were in compliance and 48.9% of cases were in failure to comply (FTC) status. **The majority of FTC cases were traffic violations.**



Defendant Statistics and Demographics

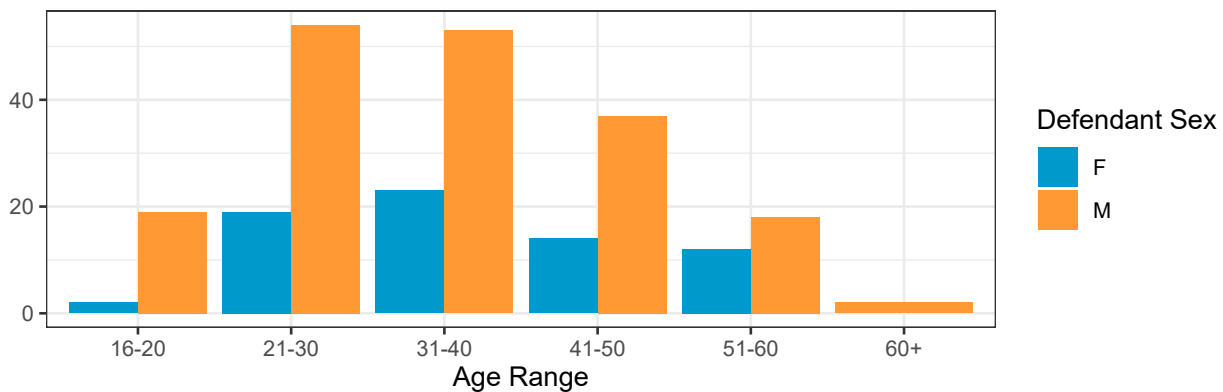
- 54 people had 2 or more traffic cases in FTC status.

County	Total Number of Traffic Violation Cases with a FTC	Total Number of People with a Traffic Violation FTC
Clay County	323	255

- The majority of defendants with a traffic cases in FTC status were White people (93%). With White men having the most traffic violation cases in FTC status.

Defendant Race	F	M
Unknown	0	1
Other	0	2
Hispanic	1	5
Black	2	8
White	67	169

- The majority of defendants with a traffic cases in FTC status were 21-30 years old (29%).²

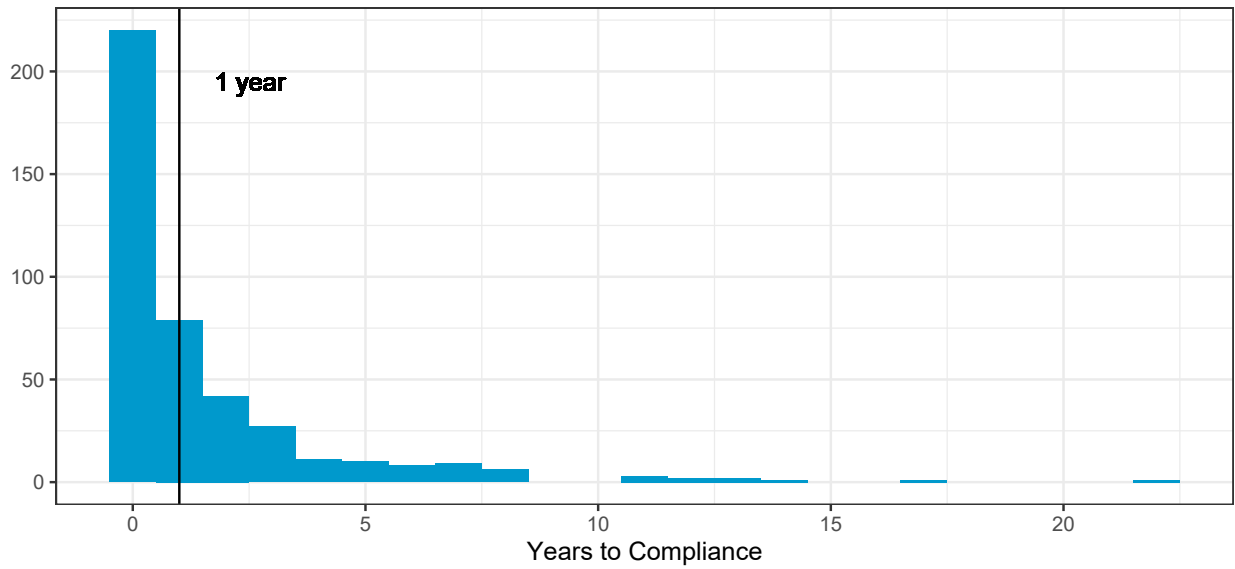


¹This estimate includes cases with guilty to lesser (GL), guilty (GU), prayer for judgement (PJ), responsible to lesser (RL), and responsible (RS) verdicts.

²While the age was not provided in the original data, it was calculated from the defendant's birthday and disposition date.

Length in FTC Status

- 63.4% of cases were in compliance after 1 year of receiving FTC status.



Years to Compliance	White	Black	Hispanic	Native American	Unknown	Other	Total % of Cases
0-1	233	10	3	2	1	0	63.4
1-2	48	1	0	1	0	1	13.0
2-3	24	2	0	0	0	0	6.6
3-4	19	0	0	0	0	0	4.8
4-5	10	0	0	0	0	0	2.5
5-10	27	1	0	0	0	0	7.1
10-15	7	1	0	0	0	0	2.0
15-20	1	0	0	0	0	0	0.3
20+	1	0	0	0	0	0	0.3

- For all traffic cases in Clay County in FTC status in January 2022, the average length in FTC was 13 years.

Years in FTC	White	Black	Hispanic	Native American	Unknown	Other	Total % of Cases
0-1	15	3	2	0	0	0	6.0
1-5	72	3	2	1	0	0	23.4
5-10	55	2	0	0	1	0	17.4
10-15	55	1	2	0	0	0	17.4
15-20	39	3	0	0	0	1	12.9
20-30	53	0	0	0	0	2	16.5
30+	22	0	0	0	0	0	6.6