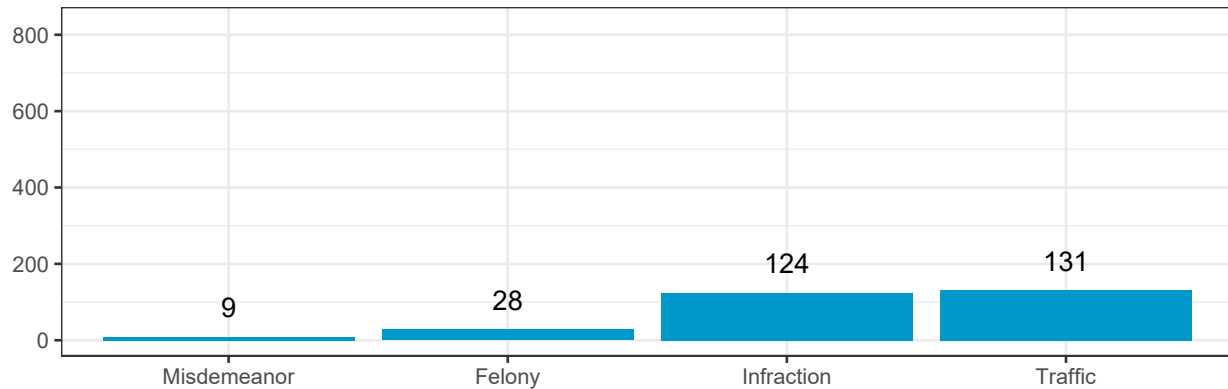


2022 Graham County Debt-Based Driver's License Suspension Fact Sheet

In January 2022 Graham County, NC had 476 recorded cases with a guilty or responsible verdict and a court mandated fee.¹ Of these, 38.7% of cases were in compliance and 61.3% of cases were in failure to comply (FTC) status. **The majority of FTC cases were traffic violations.**



Defendant Statistics and Demographics

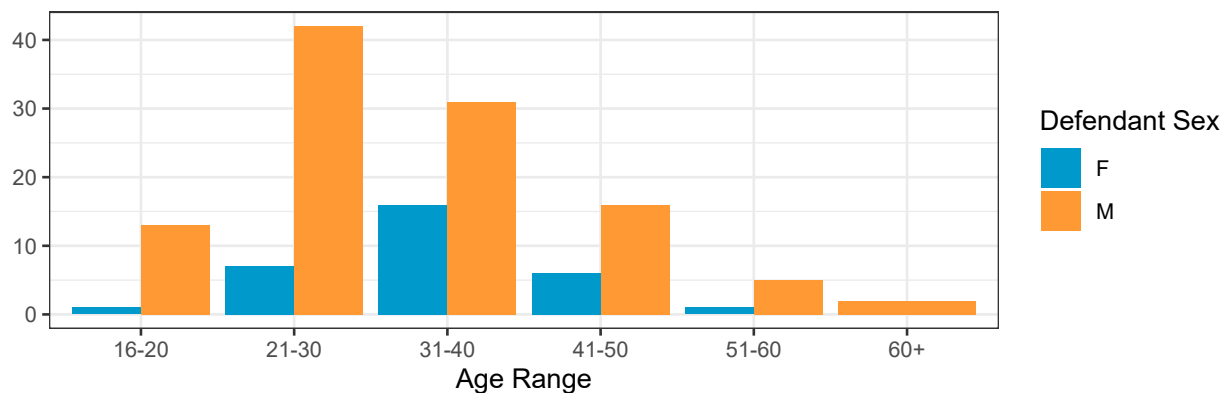
- 18 people had 2 or more traffic cases in FTC status.

County	Total Number of Traffic Violation Cases with a FTC	Total Number of People with a Traffic Violation FTC
Graham County	161	140

- The majority of defendants with a traffic cases in FTC status were White people (83%). With White men having the most traffic violation cases in FTC status.

Defendant Race	M	F
Other	1	0
Hispanic	4	0
Native American	12	7
White	92	24

- The majority of defendants with a traffic cases in FTC status were 21-30 years old (35%).²

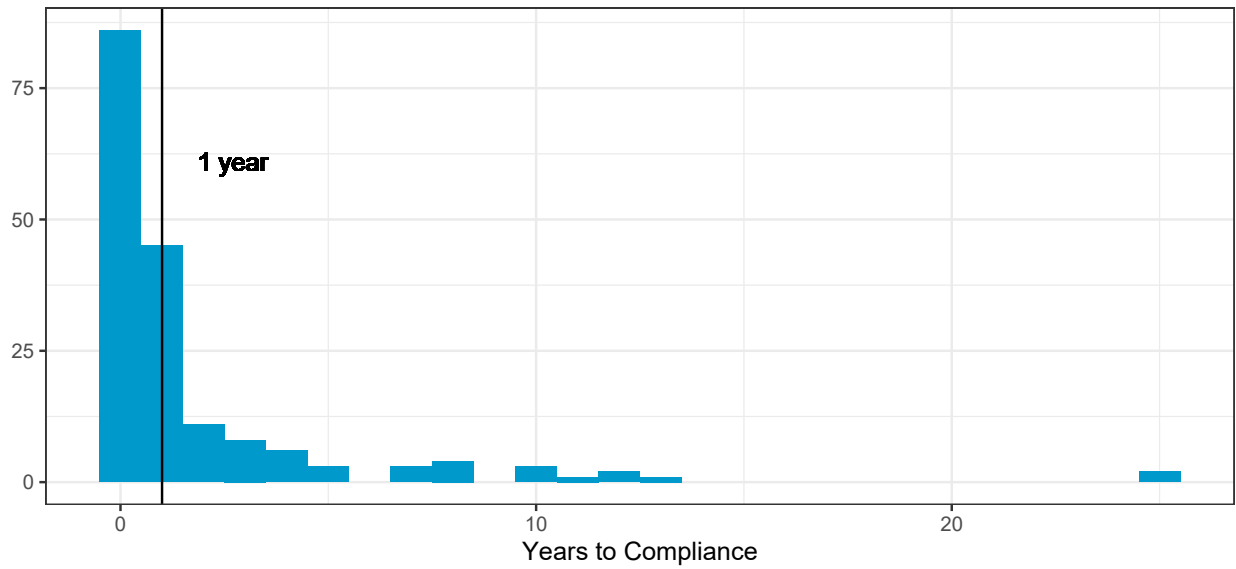


¹This estimate includes cases with guilty to lesser (GL), guilty (GU), prayer for judgement (PJ), responsible to lesser (RL), and responsible (RS) verdicts.

²While the age was not provided in the original data, it was calculated from the defendant's birthday and disposition date.

Length in FTC Status

- 63.1% of cases were in compliance after 1 year of receiving FTC status.



Years to Compliance	White	Native American	Black	Hispanic	Other	Total % of Cases
0-1	92	6	1	1	1	63.1
1-2	18	4	0	2	0	15.0
2-3	6	0	0	0	0	3.8
3-4	7	1	0	0	0	5.0
4-5	1	1	0	0	0	1.2
5-10	9	2	0	0	1	7.5
10-15	5	0	0	0	0	3.1
20+	2	0	0	0	0	1.2

- For all traffic cases in Graham County in FTC status in January 2022, the average length in FTC was 17 years.

Years in FTC	White	Native American	Hispanic	Other	Total % of Cases
0-1	1	0	0	0	0.6
1-5	9	4	0	0	8.0
5-10	20	2	0	0	13.5
10-15	31	3	2	0	22.1
15-20	21	2	1	1	15.3
20-30	51	10	2	0	38.7
30+	2	1	0	0	1.8