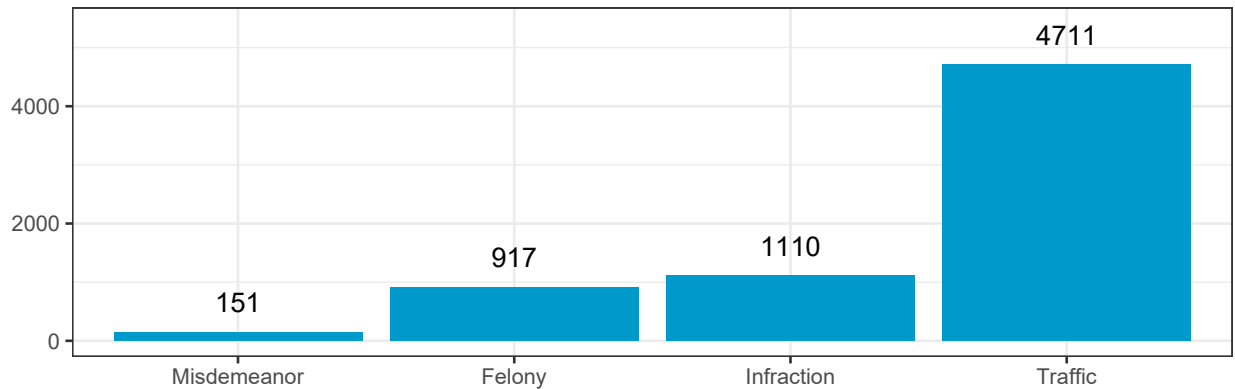


2022 Granville County Debt-Based Driver's License Suspension Fact Sheet

In January 2022 Granville County, NC had 14908 recorded cases with a guilty or responsible verdict and a court mandated fee.¹ Of these, 53.8% of cases were in compliance and 46.2% of cases were in failure to comply (FTC) status. **The majority of FTC cases were traffic violations.**



Defendant Statistics and Demographics

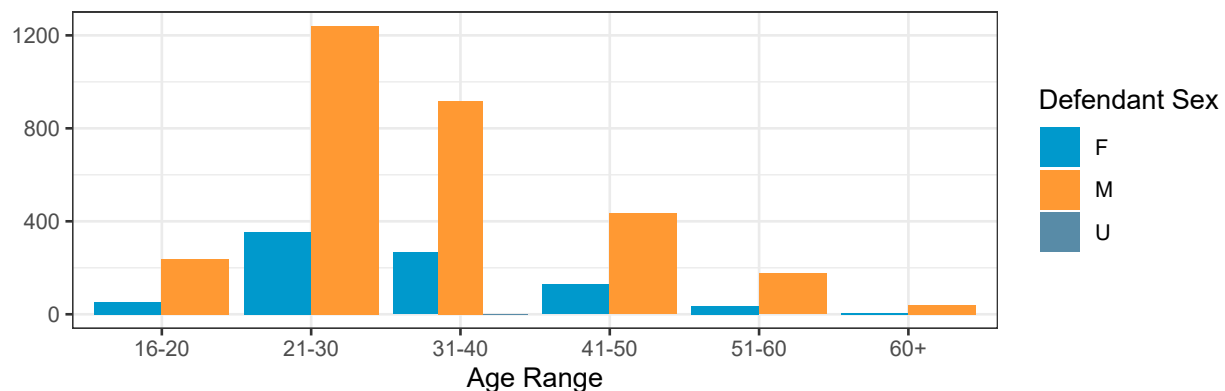
- 1089 people had 2 or more traffic cases in FTC status.

County	Total Number of Traffic Violation Cases with a FTC	Total Number of People with a Traffic Violation FTC
Granville County	5810	3903

- The majority of defendants with a traffic cases in FTC status were Black people (72%). With Black men having the most traffic violation cases in FTC status.

Defendant Race	M	F	U
Asian	1	0	0
Native American	3	0	0
Unknown	4	1	1
Other	57	4	0
Hispanic	207	17	0
White	557	251	0
Black	2228	571	0

- The majority of defendants with a traffic cases in FTC status were 21-30 years old (41%).²

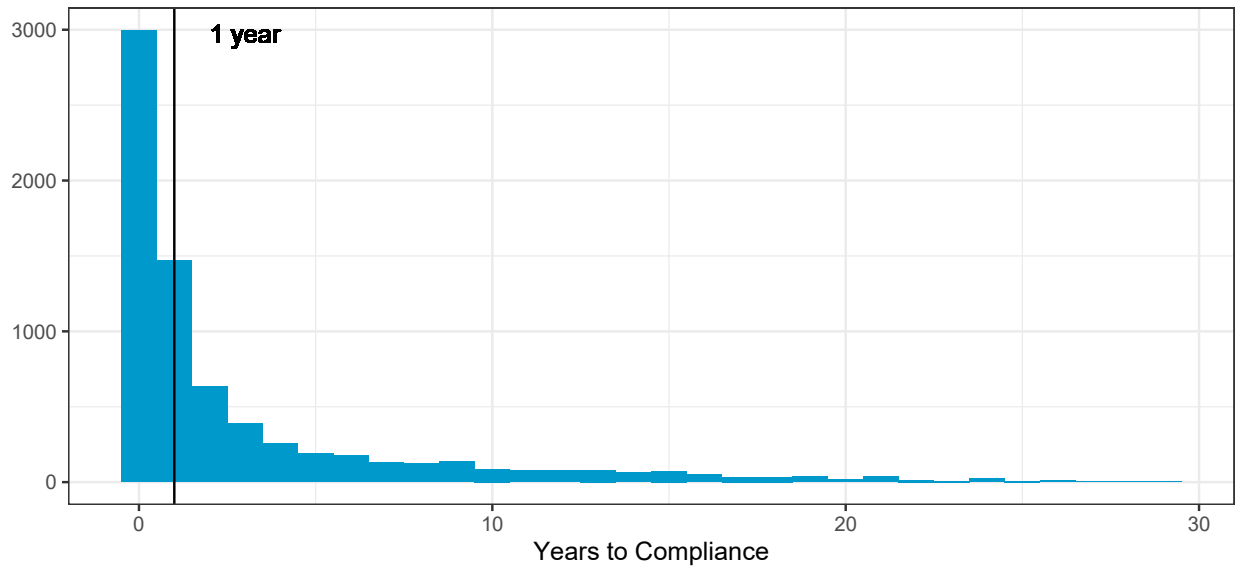


¹This estimate includes cases with guilty to lesser (GL), guilty (GU), prayer for judgement (PJ), responsible to lesser (RL), and responsible (RS) verdicts.

²While the age was not provided in the original data, it was calculated from the defendant's birthday and disposition date.

Length in FTC Status

- 54% of cases were in compliance after 1 year of receiving FTC status.



Years to Compliance	Black	White	Hispanic	Other	Unknown	Asian	Native American	Total % of Cases
0-1	2679	1032	137	48	8	2	1	54.0
1-2	637	233	20	6	0	1	0	12.4
2-3	373	117	9	6	0	0	0	7.0
3-4	209	70	7	3	0	0	0	4.0
4-5	161	44	4	1	0	0	0	2.9
5-10	567	125	15	11	1	0	0	9.9
10-15	303	65	8	3	1	0	0	5.3
15-20	165	26	4	1	1	0	0	2.7
20+	118	8	0	1	1	0	0	1.8

- For all traffic cases in Granville County in FTC status in January 2022, the average length in FTC was 16 years.

Years in FTC	Black	White	Hispanic	Other	Unknown	Asian	Native American	Total % of Cases
0-1	89	16	5	2	0	0	0	1.9
1-5	563	185	42	9	0	0	0	13.7
5-10	379	108	19	4	1	0	0	8.8
10-15	612	212	83	4	1	0	0	15.6
15-20	1083	205	87	8	2	0	0	23.7
20-30	1579	320	45	62	4	1	3	34.5
30+	69	21	0	10	0	0	1	1.7