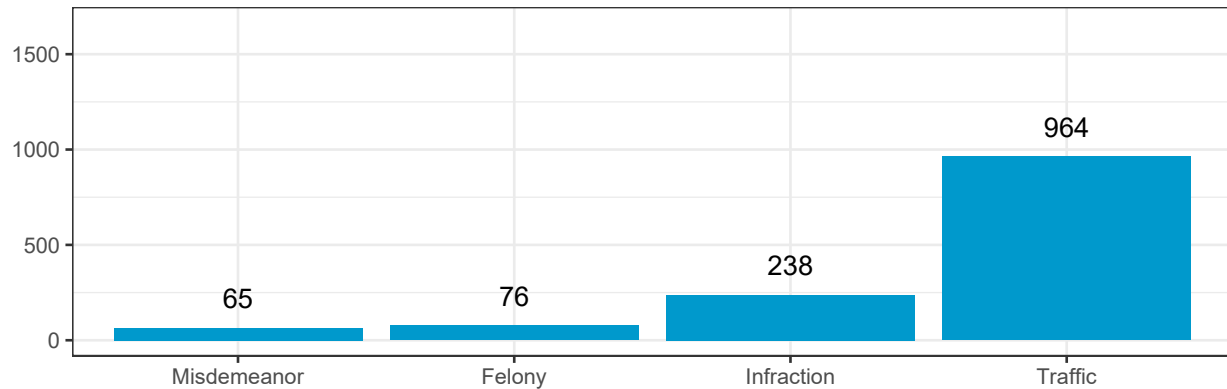


2022 Greene County Debt-Based Driver's License Suspension Fact Sheet

In January 2022 Greene County, NC had 3358 recorded cases with a guilty or responsible verdict and a court mandated fee.¹ Of these, 60% of cases were in compliance and 40% of cases were in failure to comply (FTC) status. **The majority of FTC cases were traffic violations.**



Defendant Statistics and Demographics

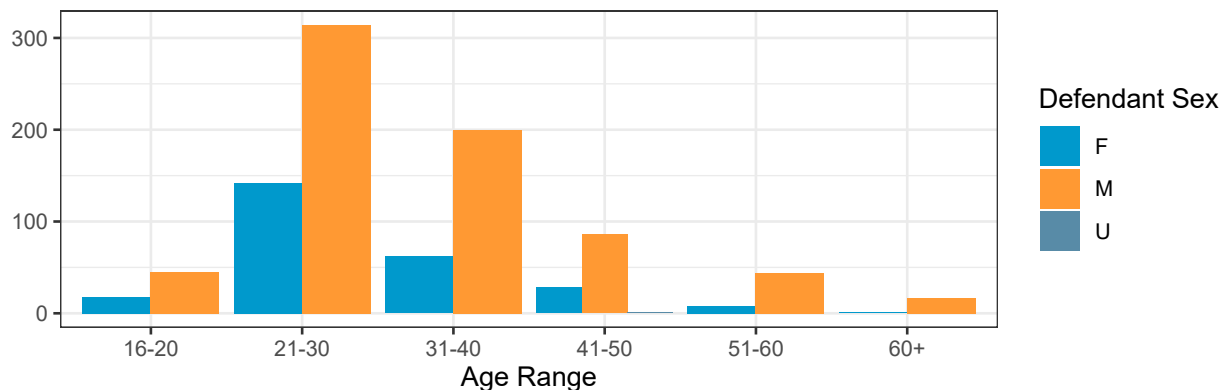
- 179 people had 2 or more traffic cases in FTC status.

County	Total Number of Traffic Violation Cases with a FTC	Total Number of People with a Traffic Violation FTC
Greene County	1202	975

- The majority of defendants with a traffic cases in FTC status were Black people (71%). With Black men having the most traffic violation cases in FTC status.

Defendant Race	F	M	U
Unknown	0	0	1
Other	1	38	0
Hispanic	4	86	0
White	52	100	0
Black	203	490	0

- The majority of defendants with a traffic cases in FTC status were 21-30 years old (47%).²

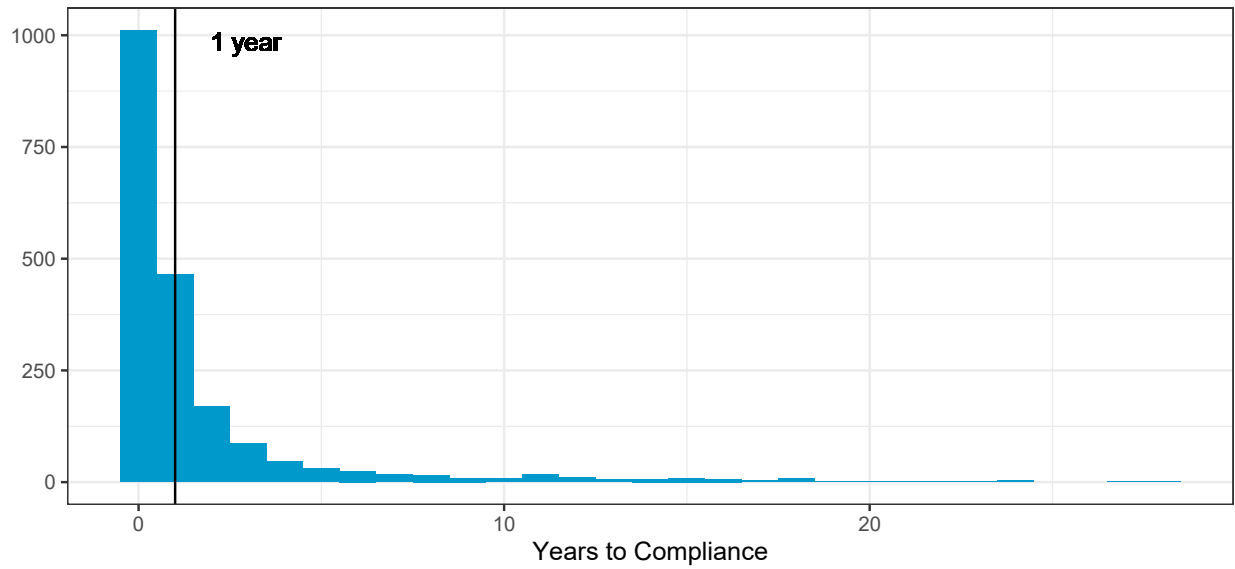


¹This estimate includes cases with guilty to lesser (GL), guilty (GU), prayer for judgement (PJ), responsible to lesser (RL), and responsible (RS) verdicts.

²While the age was not provided in the original data, it was calculated from the defendant's birthday and disposition date.

Length in FTC Status

- 64.5% of cases were in compliance after 1 year of receiving FTC status.



Years to Compliance	Black	White	Hispanic	Other	Native American	Total % of Cases
0-1	893	255	48	12	3	64.5
1-2	212	50	11	4	0	14.8
2-3	101	16	8	0	0	6.7
3-4	45	8	0	1	0	2.9
4-5	33	4	1	0	0	2.0
5-10	61	18	3	4	1	4.6
10-15	43	6	1	0	0	2.7
15-20	19	5	0	0	0	1.3
20+	11	0	0	0	0	0.6

- For all traffic cases in Greene County in FTC status in January 2022, the average length in FTC was 12 years.

Years in FTC	Black	White	Hispanic	Other	Native American	Unknown	Total % of Cases
0-1	82	15	10	2	0	0	9.0
1-5	273	55	22	7	0	0	29.5
5-10	138	32	9	3	2	0	15.2
10-15	87	19	20	2	0	1	10.7
15-20	91	20	35	0	0	0	12.1
20-30	183	34	18	29	0	0	21.8
30+	18	2	0	1	0	0	1.7