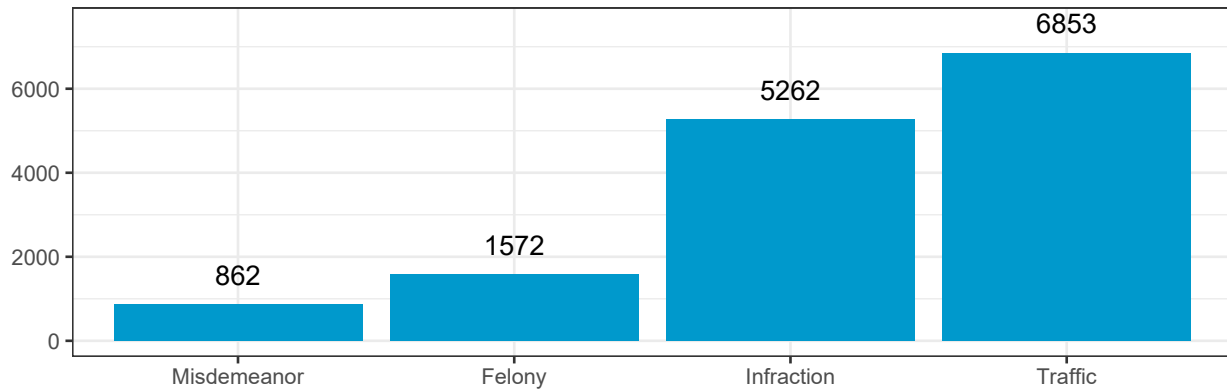


2022 Henderson County Debt-Based Driver's License Suspension Fact Sheet

In January 2022 Henderson County, NC had 23309 recorded cases with a guilty or responsible verdict and a court mandated fee.¹ Of these, 37.6% of cases were in compliance and 62.4% of cases were in failure to comply (FTC) status. **The majority of FTC cases were traffic violations.**



Defendant Statistics and Demographics

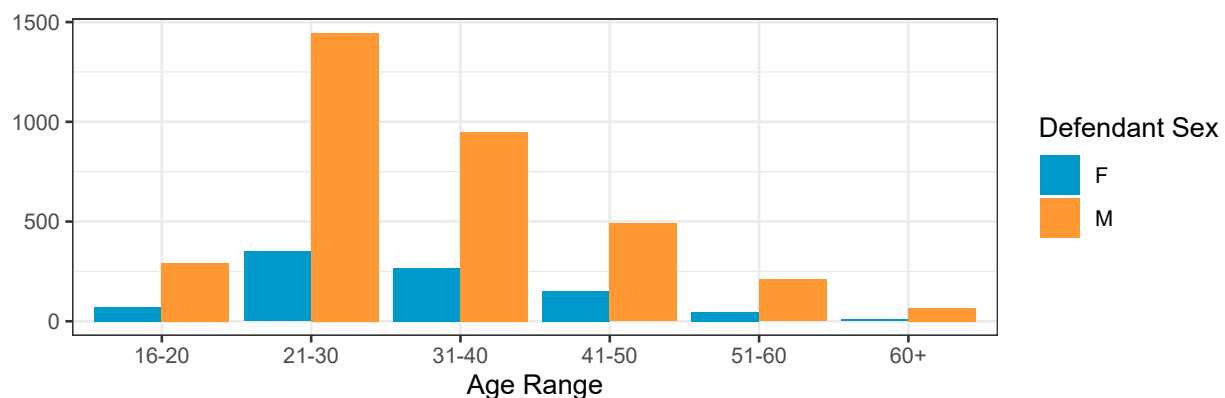
- 1136 people had 2 or more traffic cases in FTC status.

County	Total Number of Traffic Violation Cases with a FTC	Total Number of People with a Traffic Violation FTC
Henderson County	6182	4380

- The majority of defendants with a traffic cases in FTC status were White people (63%). With White men having the most traffic violation cases in FTC status.

Defendant Race	M	F	U
Asian	5	0	0
Native American	8	9	0
Unknown	17	1	1
Other	172	18	0
Black	572	135	0
Hispanic	643	34	0
White	2057	707	0

- The majority of defendants with a traffic cases in FTC status were 21-30 years old (41%).²

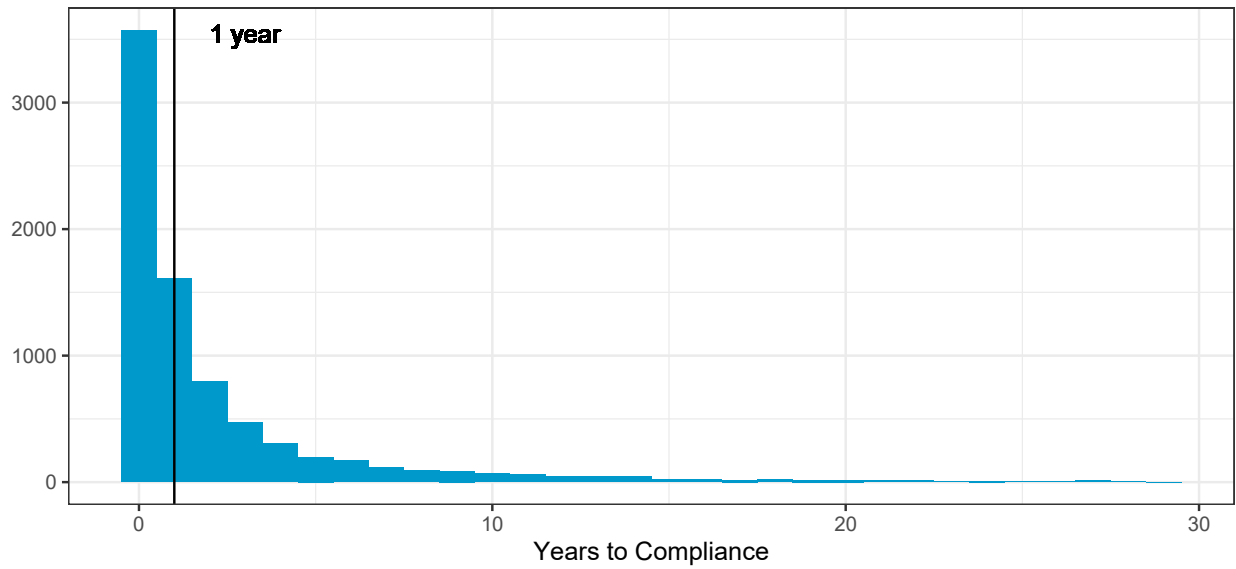


¹This estimate includes cases with guilty to lesser (GL), guilty (GU), prayer for judgement (PJ), responsible to lesser (RL), and responsible (RS) verdicts.

²While the age was not provided in the original data, it was calculated from the defendant's birthday and disposition date.

Length in FTC Status

- 56.7% of cases were in compliance after 1 year of receiving FTC status.



Years to Compliance	White	Black	Hispanic	Other	Native American	Unknown	Asian	Total % of Cases
0-1	3291	624	252	93	22	11	8	56.7
1-2	819	172	51	19	3	2	0	14.1
2-3	444	112	32	13	1	3	1	8.0
3-4	288	57	11	9	2	1	0	4.9
4-5	183	49	4	4	0	1	0	3.2
5-10	439	117	22	13	3	0	1	7.8
10-15	170	50	6	4	0	0	0	3.0
15-20	71	24	1	0	0	0	1	1.3
20+	49	26	0	1	0	0	0	1.0

- For all traffic cases in Henderson County in FTC status in January 2022, the average length in FTC was 14 years.

Years in FTC	White	Black	Hispanic	Other	Asian	Native American	Unknown	Total % of Cases
0-1	208	64	31	8	2	1	1	5.1
1-5	755	201	140	31	1	6	8	18.3
5-10	829	231	185	38	2	4	4	20.7
10-15	511	138	230	17	0	3	3	14.5
15-20	332	89	162	23	0	3	6	9.9
20-30	1199	277	123	114	1	6	2	27.6
30+	155	50	0	38	0	1	0	3.9