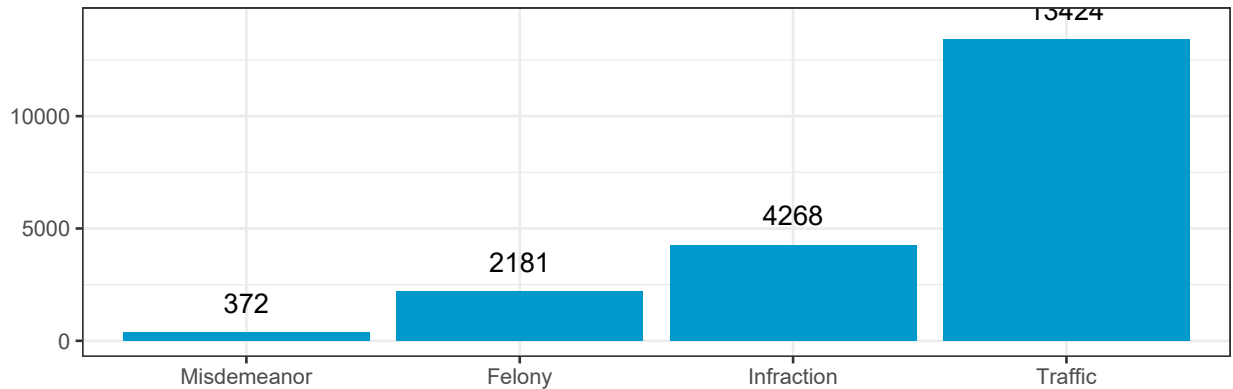


2022 Iredell County Debt-Based Driver's License Suspension Fact Sheet

In January 2022 Iredell County, NC had 49346 recorded cases with a guilty or responsible verdict and a court mandated fee.¹ Of these, 59% of cases were in compliance and 41% of cases were in failure to comply (FTC) status. **The majority of FTC cases were traffic violations.**



Defendant Statistics and Demographics

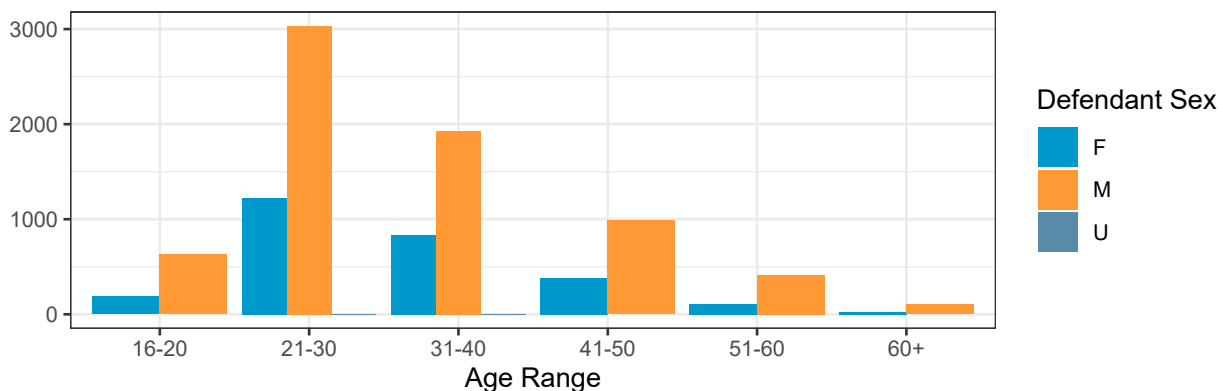
- 2580 people had 2 or more traffic cases in FTC status.

County	Total Number of Traffic Violation Cases with a FTC	Total Number of People with a Traffic Violation FTC
Iredell County	15625	9875

- The majority of defendants with a traffic cases in FTC status were White people (47%). With White men having the most traffic violation cases in FTC status.

Defendant Race	F	M	U
Unknown	2	12	2
Asian	3	16	0
Native American	5	22	0
Other	38	113	0
Hispanic	111	847	0
Black	1135	2902	0
White	1465	3200	0

- The majority of defendants with a traffic cases in FTC status were 21-30 years old (43%).²

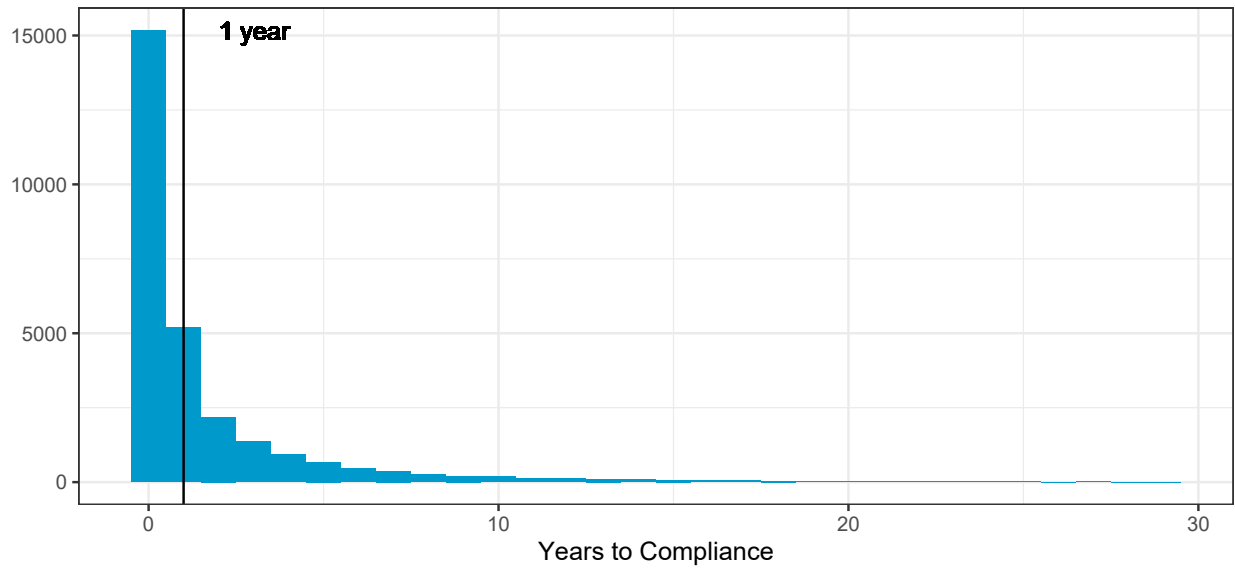


¹This estimate includes cases with guilty to lesser (GL), guilty (GU), prayer for judgement (PJ), responsible to lesser (RL), and responsible (RS) verdicts.

²While the age was not provided in the original data, it was calculated from the defendant's birthday and disposition date.

Length in FTC Status

- 65.8% of cases were in compliance after 1 year of receiving FTC status.



Years to Compliance	White	Black	Hispanic	Other	Asian	Native American	Unknown	Total % of Cases
0-1	10703	5714	992	317	90	34	15	65.8
1-2	1633	1278	130	32	6	1	4	11.4
2-3	859	718	62	17	6	2	0	6.1
3-4	550	518	42	5	2	1	0	4.1
4-5	416	390	36	6	1	0	0	3.1
5-10	761	842	40	9	3	2	1	6.1
10-15	233	319	19	1	0	1	1	2.1
15-20	73	147	5	0	0	1	0	0.8
20+	38	82	1	0	0	0	0	0.4

- For all traffic cases in Iredell County in FTC status in January 2022, the average length in FTC was 10 years.

Years in FTC	Black	White	Hispanic	Other	Asian	Native American	Unknown	Total % of Cases
0-1	770	719	96	34	2	2	0	10.4
1-5	2387	2025	276	53	10	14	9	30.5
5-10	1517	1389	175	31	2	13	4	20.0
10-15	808	884	314	10	4	5	1	13.0
15-20	610	591	243	5	3	5	0	9.3
20-30	1227	1158	78	47	4	2	2	16.1
30+	47	56	0	3	0	0	0	0.7