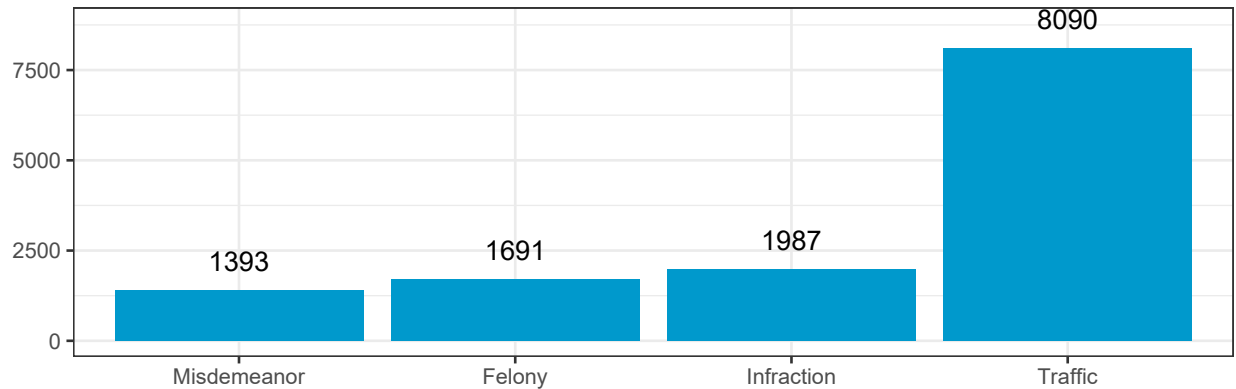


2022 Johnston County Debt-Based Driver's License Suspension Fact Sheet

In January 2022 Johnston County, NC had 29949 recorded cases with a guilty or responsible verdict and a court mandated fee.¹ Of these, 56.1% of cases were in compliance and 43.9% of cases were in failure to comply (FTC) status. **The majority of FTC cases were traffic violations.**



Defendant Statistics and Demographics

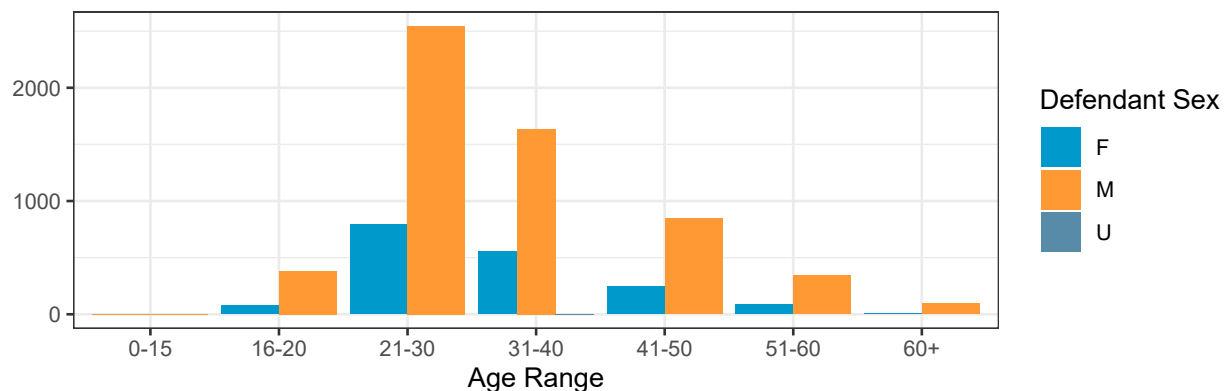
- 1585 people had 2 or more traffic cases in FTC status.

County	Total Number of Traffic Violation Cases with a FTC	Total Number of People with a Traffic Violation FTC
Johnston County	9839	7670

- The majority of defendants with a traffic cases in FTC status were Black people (43%). With Black men having the most traffic violation cases in FTC status.

Defendant Race	F	M	U
Asian	4	8	0
Native American	8	15	0
Unknown	5	15	3
Other	31	303	0
Hispanic	182	1430	0
White	682	1700	0
Black	859	2419	0

- The majority of defendants with a traffic cases in FTC status were 21-30 years old (44%).²

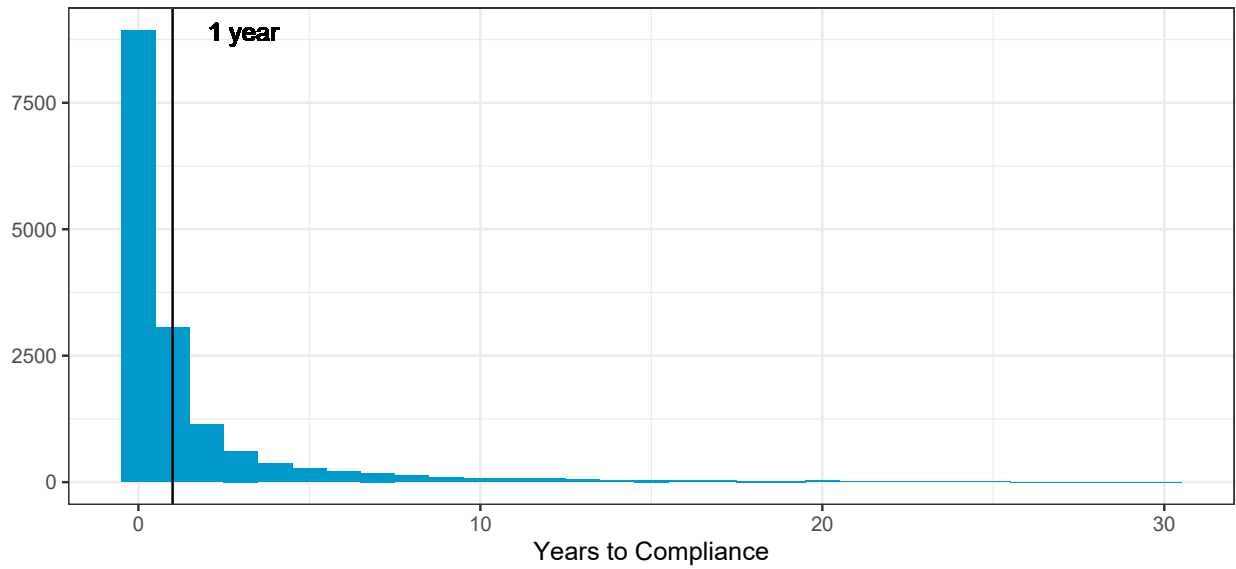


¹This estimate includes cases with guilty to lesser (GL), guilty (GU), prayer for judgement (PJ), responsible to lesser (RL), and responsible (RS) verdicts.

²While the age was not provided in the original data, it was calculated from the defendant's birthday and disposition date.

Length in FTC Status

- 69.5% of cases were in compliance after 1 year of receiving FTC status.



Years to Compliance	Black	White	Hispanic	Other	Native American	Asian	Unknown	Total % of Cases
0-1	4951	4119	1131	277	42	30	12	69.5
1-2	905	651	165	32	5	2	1	11.6
2-3	415	285	73	11	1	1	1	5.2
3-4	242	175	38	14	1	0	2	3.1
4-5	175	125	30	5	0	2	1	2.2
5-10	395	263	62	21	0	2	0	4.9
10-15	168	102	16	2	0	0	0	1.9
15-20	84	41	2	4	0	0	0	0.9
20+	74	23	3	4	1	0	0	0.7

- For all traffic cases in Johnston County in FTC status in January 2022, the average length in FTC was 12 years.

Years in FTC	Black	White	Hispanic	Other	Asian	Unknown	Native American	Total % of Cases
0-1	408	185	96	20	5	1	0	7.2
1-5	1199	770	492	56	4	5	12	25.7
5-10	701	569	319	48	2	4	3	16.7
10-15	494	413	390	36	1	7	3	13.6
15-20	439	281	462	5	0	4	1	12.1
20-30	974	692	289	272	0	9	4	22.7
30+	79	73	0	49	0	0	0	2.0