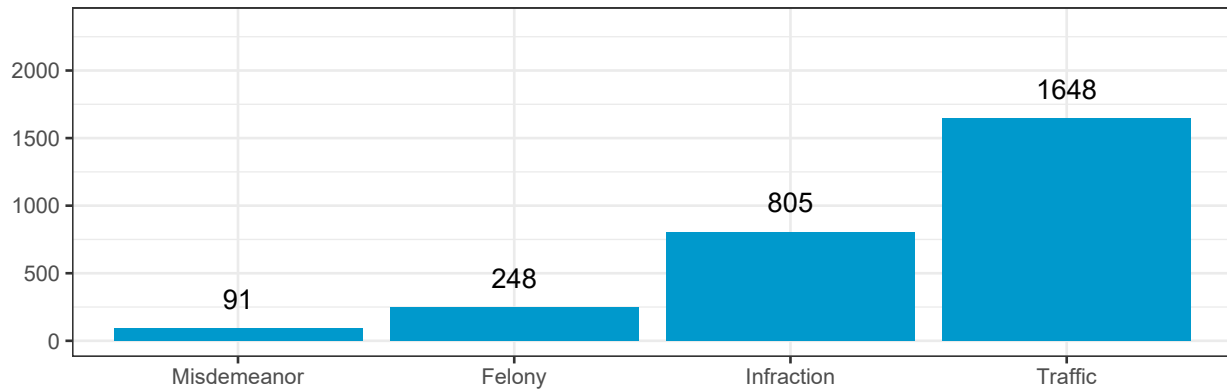


## 2022 Nash County Debt-Based Driver's License Suspension Fact Sheet

In January 2022 Nash County, NC had 10276 recorded cases with a guilty or responsible verdict and a court mandated fee.<sup>1</sup> Of these, 72.8% of cases were in compliance and 27.2% of cases were in failure to comply (FTC) status.

**The majority of FTC cases were traffic violations.**



### Defendant Statistics and Demographics

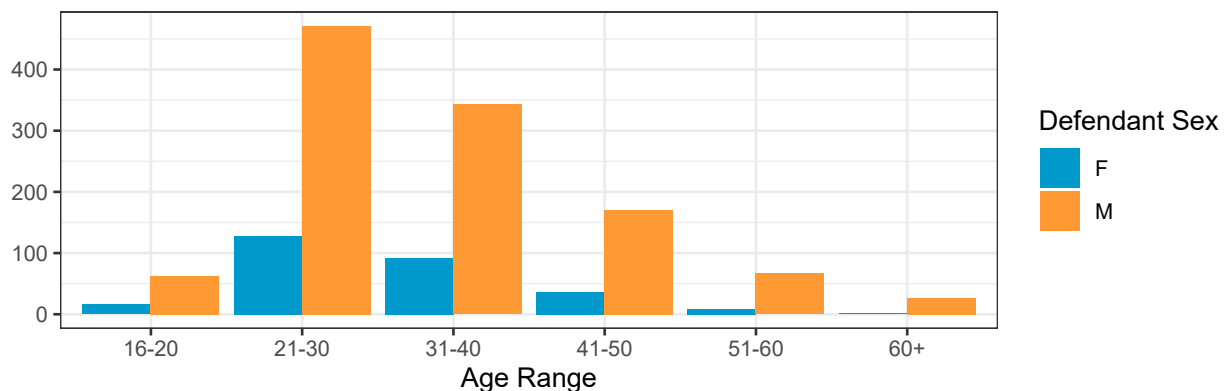
- 220 people had 2 or more traffic cases in FTC status.

County	Total Number of Traffic Violation Cases with a FTC	Total Number of People with a Traffic Violation FTC
Nash County	1700	1430

- The majority of defendants with a traffic cases in FTC status were Black people (73%). With Black men having the most traffic violation cases in FTC status.

Defendant Race	F	M
Asian	1	1
Unknown	0	1
Native American	0	5
Other	0	22
Hispanic	2	61
White	71	222
Black	210	833

- The majority of defendants with a traffic cases in FTC status were 21-30 years old ( 42%).<sup>2</sup>

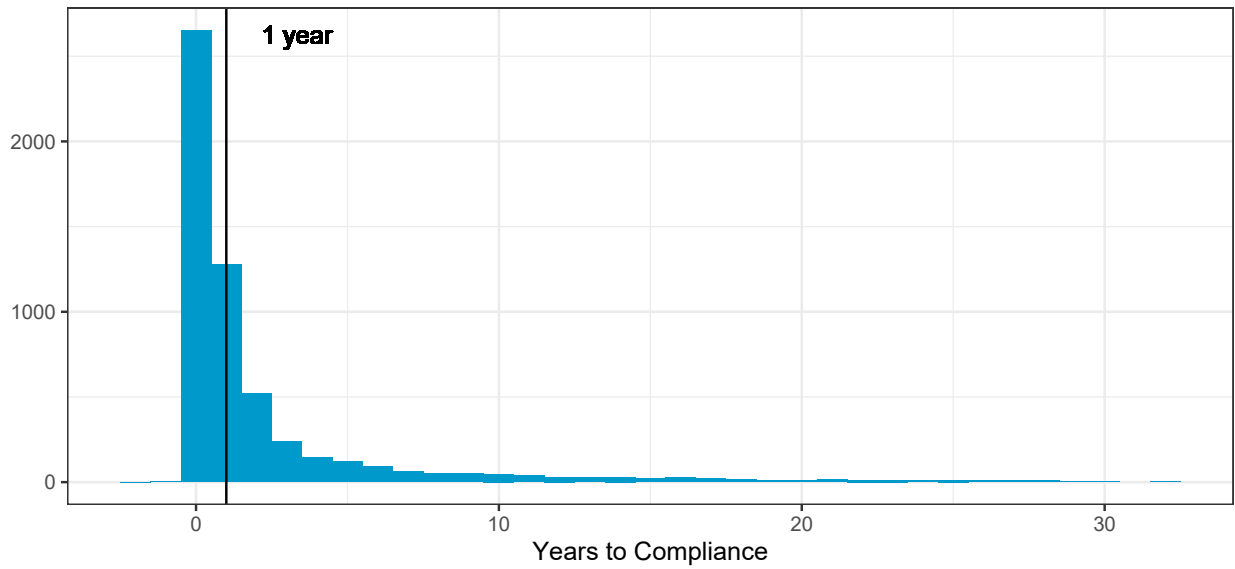


<sup>1</sup>This estimate includes cases with guilty to lesser (GL), guilty (GU), prayer for judgement (PJ), responsible to lesser (RL), and responsible (RS) verdicts.

<sup>2</sup>While the age was not provided in the original data, it was calculated from the defendant's birthday and disposition date.

## Length in FTC Status

- 61.9% of cases were in compliance after 1 year of receiving FTC status.



Years to Compliance	Black	White	Hispanic	Native American	Other	Unknown	Asian	Total % of Cases
0-1	2701	645	48	22	15	3	1	61.9
1-2	622	126	12	0	1	0	0	13.7
2-3	286	67	4	0	3	1	0	6.5
3-4	140	32	2	0	1	0	0	3.2
4-5	86	35	1	0	0	0	0	2.2
5-10	255	79	2	3	2	1	0	6.2
10-15	128	33	0	0	2	0	0	2.9
15-20	75	17	0	1	0	0	0	1.7
20+	86	11	0	1	1	0	0	1.8

- For all traffic cases in Nash County in FTC status in January 2022, the average length in FTC was 18 years.

Years in FTC	Black	White	Hispanic	Asian	Native American	Other	Unknown	Total % of Cases
0-1	77	9	2	1	0	0	0	4.7
1-5	268	62	7	0	3	4	0	18.2
5-10	124	42	17	0	3	3	0	10.0
10-15	117	44	19	0	0	0	0	9.5
15-20	108	26	22	1	0	0	0	8.3
20-30	400	112	4	0	2	13	0	28.2
30+	256	120	0	0	0	16	3	21.0