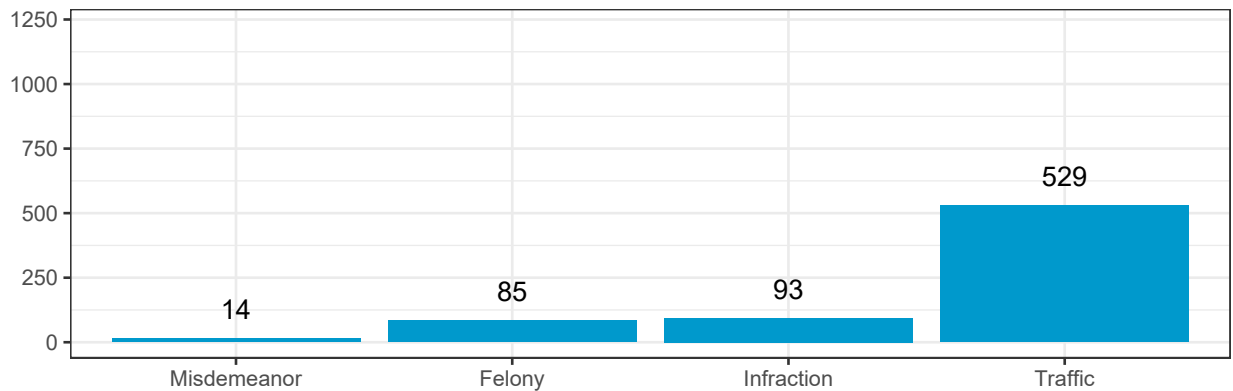


2022 Northampton County Debt-Based Driver's License Suspension Fact Sheet

In January 2022 Northampton County, NC had 1408 recorded cases with a guilty or responsible verdict and a court mandated fee.¹ Of these, 48.8% of cases were in compliance and 51.2% of cases were in failure to comply (FTC) status. **The majority of FTC cases were traffic violations.**



Defendant Statistics and Demographics

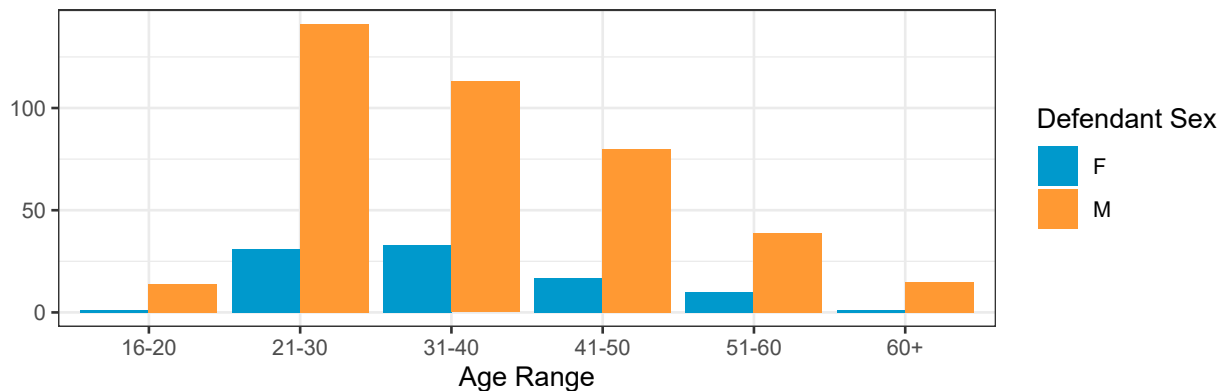
- 103 people had 2 or more traffic cases in FTC status.

County	Total Number of Traffic Violation Cases with a FTC	Total Number of People with a Traffic Violation FTC
Northampton County	622	497

- The majority of defendants with a traffic cases in FTC status were Black people (85%). With Black men having the most traffic violation cases in FTC status.

Defendant Race	F	M
Other	1	2
Hispanic	2	5
White	16	50
Black	74	347

- The majority of defendants with a traffic cases in FTC status were 21-30 years old (35%).²

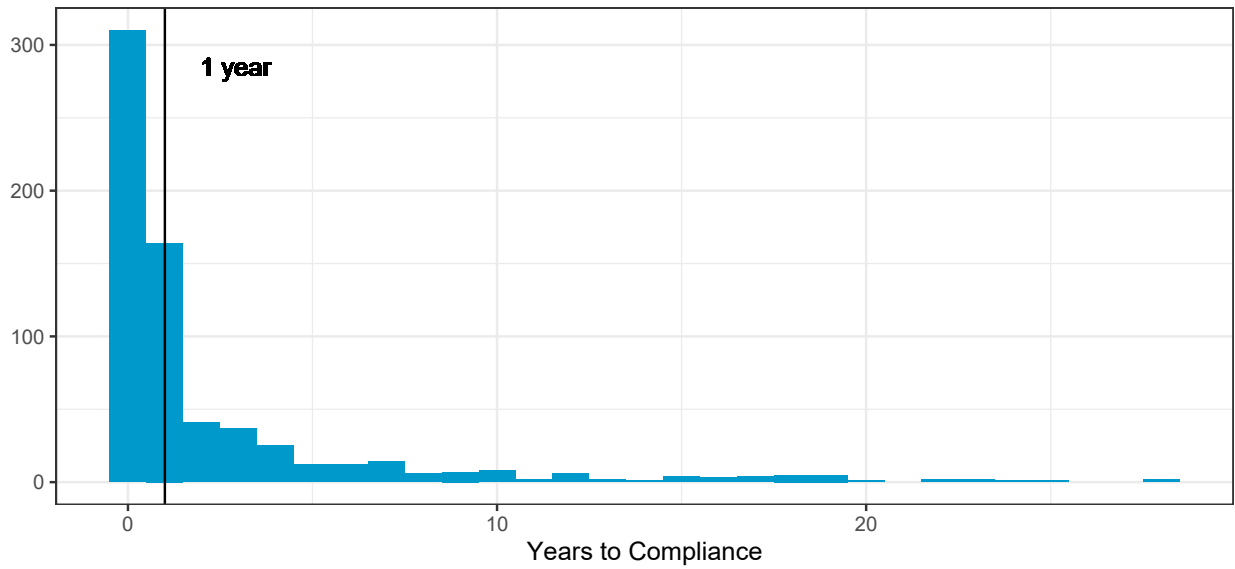


¹This estimate includes cases with guilty to lesser (GL), guilty (GU), prayer for judgement (PJ), responsible to lesser (RL), and responsible (RS) verdicts.

²While the age was not provided in the original data, it was calculated from the defendant's birthday and disposition date.

Length in FTC Status

- 58% of cases were in compliance after 1 year of receiving FTC status.



Years to Compliance	Black	White	Hispanic	Other	Native American	Unknown	Total % of Cases
0-1	291	73	5	4	1	0	58.0
1-2	84	14	1	1	0	0	15.5
2-3	24	4	0	0	0	0	4.3
3-4	29	3	0	0	0	0	5.0
4-5	16	2	0	0	0	1	2.9
5-10	37	10	1	1	0	0	7.6
10-15	14	1	0	0	0	0	2.3
15-20	17	2	0	0	0	0	2.9
20+	8	1	0	0	0	0	1.4

- For all traffic cases in Northampton County in FTC status in January 2022, the average length in FTC was 16 years.

Years in FTC	Black	White	Hispanic	Other	Total % of Cases
0-1	7	1	0	0	1.3
1-5	94	13	0	0	17.1
5-10	89	11	2	0	16.3
10-15	43	12	0	0	8.8
15-20	109	14	5	0	20.4
20-30	176	30	2	3	33.7
30+	16	0	0	0	2.6