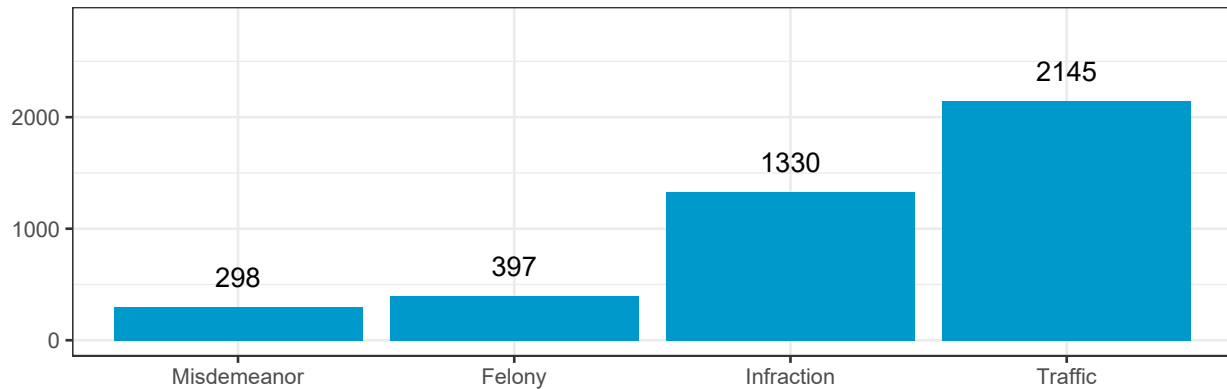


2022 Pasquotank County Debt-Based Driver's License Suspension Fact Sheet

In January 2022 Pasquotank County, NC had 7159 recorded cases with a guilty or responsible verdict and a court mandated fee.¹ Of these, 41.8% of cases were in compliance and 58.2% of cases were in failure to comply (FTC) status. **The majority of FTC cases were traffic violations.**



Defendant Statistics and Demographics

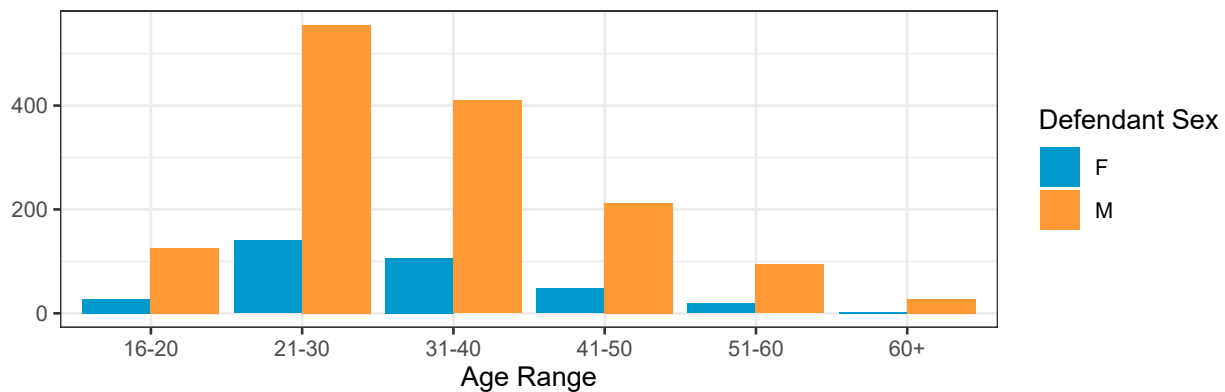
- 502 people had 2 or more traffic cases in FTC status.

County	Total Number of Traffic Violation Cases with a FTC	Total Number of People with a Traffic Violation FTC
Pasquotank County	2550	1775

- The majority of defendants with a traffic cases in FTC status were Black people (66%). With Black men having the most traffic violation cases in FTC status.

Defendant Race	F	M
Asian	1	1
Other	3	16
Hispanic	0	56
White	157	370
Black	184	986

- The majority of defendants with a traffic cases in FTC status were 21-30 years old (39%).²

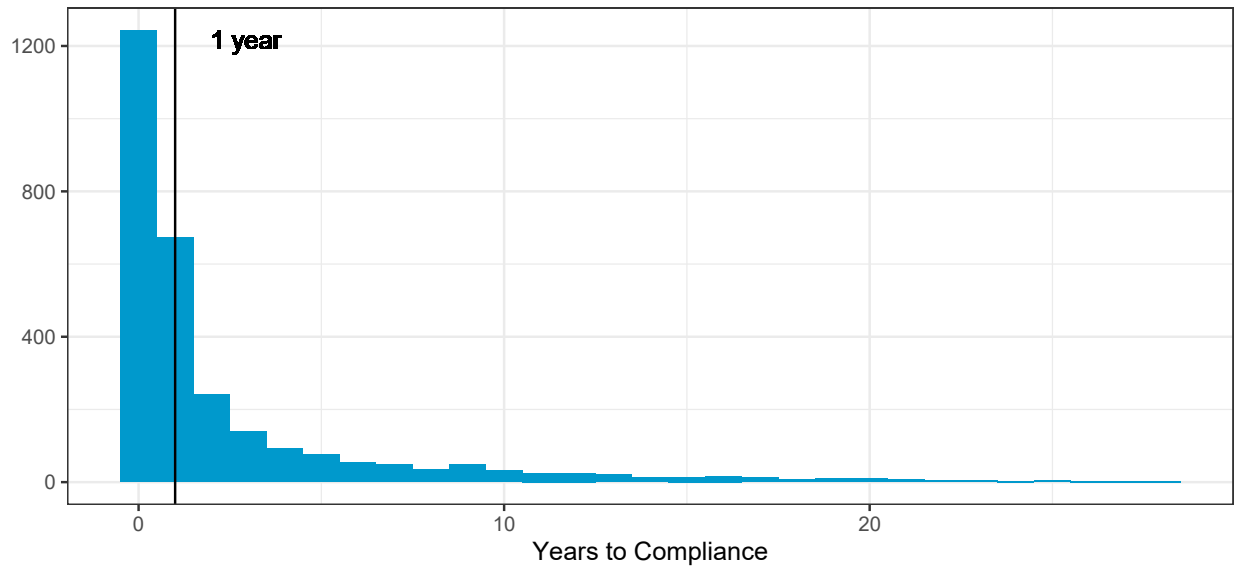


¹This estimate includes cases with guilty to lesser (GL), guilty (GU), prayer for judgement (PJ), responsible to lesser (RL), and responsible (RS) verdicts.

²While the age was not provided in the original data, it was calculated from the defendant's birthday and disposition date.

Length in FTC Status

- 57.6% of cases were in compliance after 1 year of receiving FTC status.



Years to Compliance	Black	White	Hispanic	Other	Native American	Unknown	Total % of Cases
0-1	1047	532	19	9	1	1	57.6
1-2	231	131	0	2	0	0	13.0
2-3	123	55	1	1	0	0	6.4
3-4	77	34	0	0	0	0	4.0
4-5	62	22	1	0	0	1	3.1
5-10	157	75	1	1	0	0	8.4
10-15	72	41	0	0	0	0	4.0
15-20	43	12	0	0	0	0	2.0
20+	33	7	0	0	0	0	1.4

- For all traffic cases in Pasquotank County in FTC status in January 2022, the average length in FTC was 16 years.

Years in FTC	White	Black	Other	Asian	Hispanic	Total % of Cases
0-1	34	32	1	0	0	2.6
1-5	139	272	3	1	5	16.4
5-10	114	282	5	0	7	15.9
10-15	91	171	5	1	28	11.5
15-20	91	253	2	0	35	14.8
20-30	232	655	8	0	1	34.9
30+	35	64	0	0	0	3.9