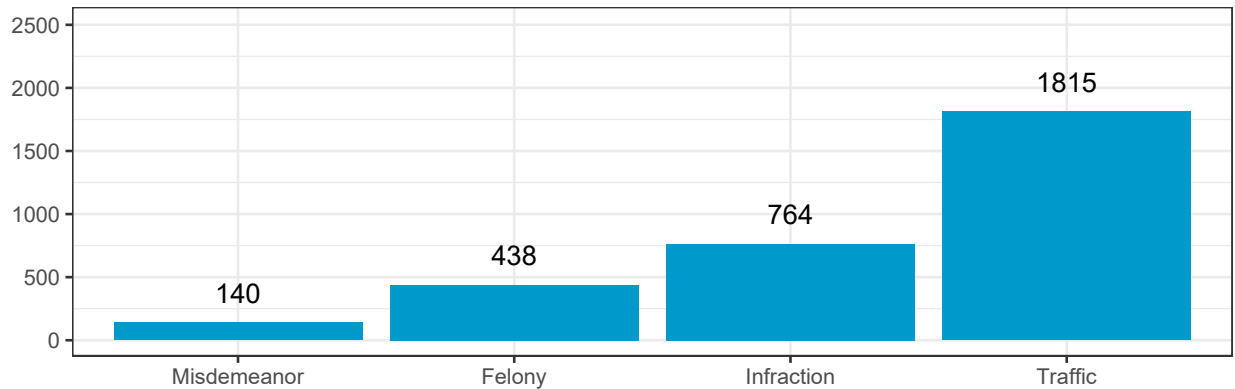


2022 Transylvania County Debt-Based Driver's License Suspension Fact Sheet

In January 2022 Transylvania County, NC had 4676 recorded cases with a guilty or responsible verdict and a court mandated fee.¹ Of these, 32.5% of cases were in compliance and 67.5% of cases were in failure to comply (FTC) status. **The majority of FTC cases were traffic violations.**



Defendant Statistics and Demographics

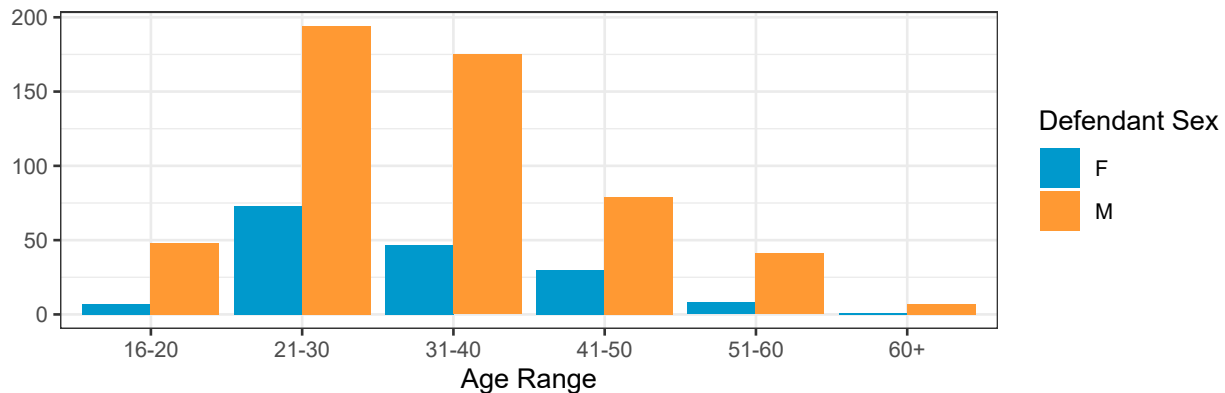
- 149 people had 2 or more traffic cases in FTC status.

County	Total Number of Traffic Violation Cases with a FTC	Total Number of People with a Traffic Violation FTC
Transylvania County	918	711

- The majority of defendants with a traffic cases in FTC status were White people (73%). With White men having the most traffic violation cases in FTC status.

Defendant Race	F	M
Other	2	6
Hispanic	6	49
Black	21	109
White	137	381

- The majority of defendants with a traffic cases in FTC status were 21-30 years old (38%).²

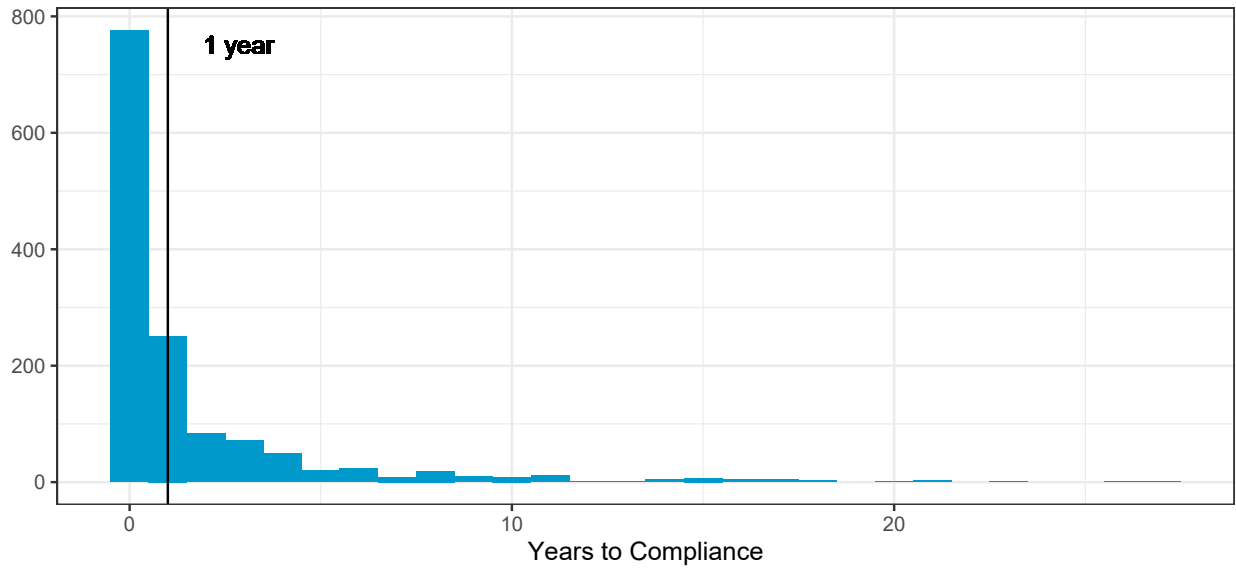


¹This estimate includes cases with guilty to lesser (GL), guilty (GU), prayer for judgement (PJ), responsible to lesser (RL), and responsible (RS) verdicts.

²While the age was not provided in the original data, it was calculated from the defendant's birthday and disposition date.

Length in FTC Status

- 68.1% of cases were in compliance after 1 year of receiving FTC status.



Years to Compliance	White	Black	Hispanic	Other	Native American	Unknown	Total % of Cases
0-1	717	164	22	5	4	1	68.1
1-2	116	19	0	2	1	0	10.3
2-3	73	13	1	0	1	0	6.6
3-4	39	9	3	1	0	0	3.9
4-5	12	11	1	0	2	0	1.9
5-10	58	15	1	0	0	0	5.5
10-15	20	7	0	0	0	0	2.0
15-20	8	7	0	0	0	0	1.1
20+	5	2	0	0	0	0	0.5

- For all traffic cases in Transylvania County in FTC status in January 2022, the average length in FTC was 12 years.

Years in FTC	White	Black	Hispanic	Other	Total % of Cases
0-1	33	4	4	0	4.4
1-5	201	42	14	3	28.0
5-10	154	42	9	2	22.3
10-15	50	8	9	2	7.4
15-20	91	14	21	0	13.6
20-30	146	49	3	4	21.8
30+	16	6	0	0	2.4