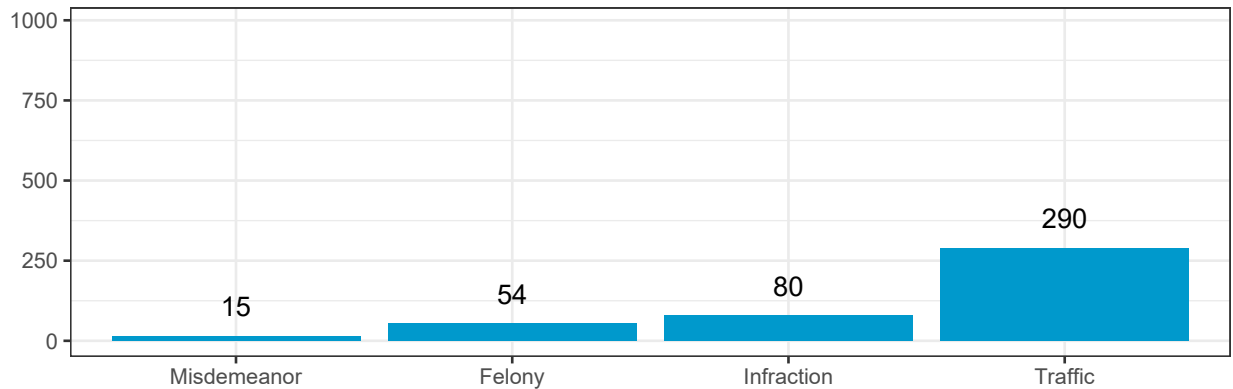


2022 Tyrrell County Debt-Based Driver's License Suspension Fact Sheet

In January 2022 Tyrrell County, NC had 1135 recorded cases with a guilty or responsible verdict and a court mandated fee.¹ Of these, 61.3% of cases were in compliance and 38.7% of cases were in failure to comply (FTC) status.

The majority of FTC cases were traffic violations.



Defendant Statistics and Demographics

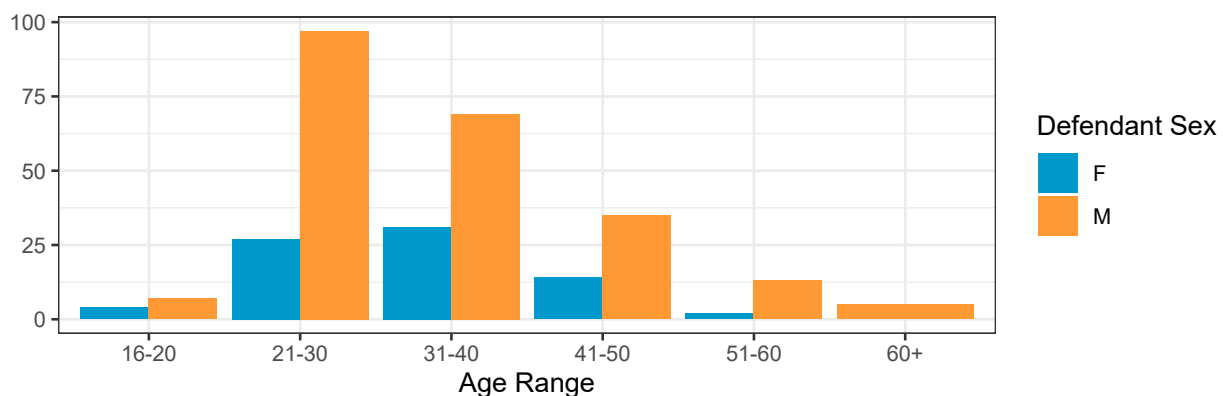
- 55 people had 2 or more traffic cases in FTC status.

County	Total Number of Traffic Violation Cases with a FTC	Total Number of People with a Traffic Violation FTC
Tyrrell County	370	306

- The majority of defendants with a traffic cases in FTC status were Black people (45%). With Black men having the most traffic violation cases in FTC status.

Defendant Race	F	M
Asian	1	1
Native American	0	1
Unknown	0	1
Other	3	6
Hispanic	1	23
White	41	91
Black	32	105

- The majority of defendants with a traffic cases in FTC status were 21-30 years old (41%).²

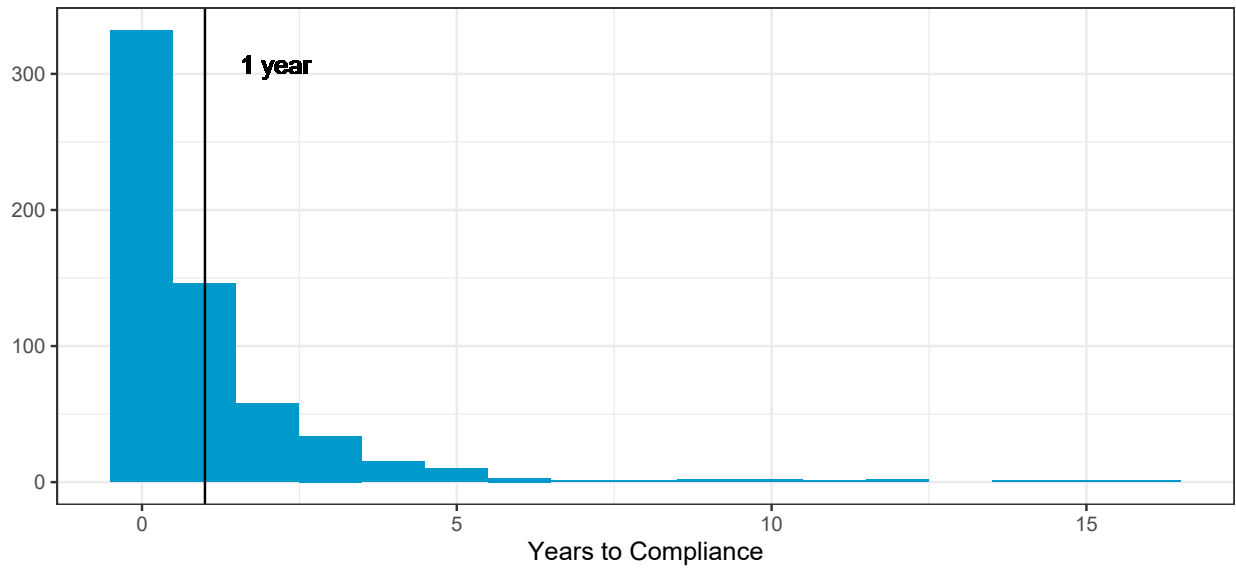


¹This estimate includes cases with guilty to lesser (GL), guilty (GU), prayer for judgement (PJ), responsible to lesser (RL), and responsible (RS) verdicts.

²While the age was not provided in the original data, it was calculated from the defendant's birthday and disposition date.

Length in FTC Status

- 69.9% of cases were in compliance after 1 year of receiving FTC status.



Years to Compliance	White	Black	Hispanic	Other	Native American	Total % of Cases
0-1	222	182	7	6	1	69.9
1-2	36	45	3	1	0	14.2
2-3	26	19	0	1	0	7.7
3-4	8	5	0	0	0	2.2
4-5	8	9	0	0	0	2.8
5-10	7	5	1	0	0	2.2
10-15	1	2	0	1	0	0.7
15-20	2	0	0	0	0	0.3

- For all traffic cases in Tyrrell County in FTC status in January 2022, the average length in FTC was 9 years.

Years in FTC	Black	White	Hispanic	Asian	Other	Unknown	Native American	Total % of Cases
0-1	21	17	1	0	0	0	0	10.5
1-5	52	39	5	1	1	0	0	26.4
5-10	39	42	4	1	1	1	0	23.7
10-15	21	17	4	0	0	0	0	11.3
15-20	27	25	15	0	5	0	2	19.9
20-30	6	13	4	0	7	0	0	8.1