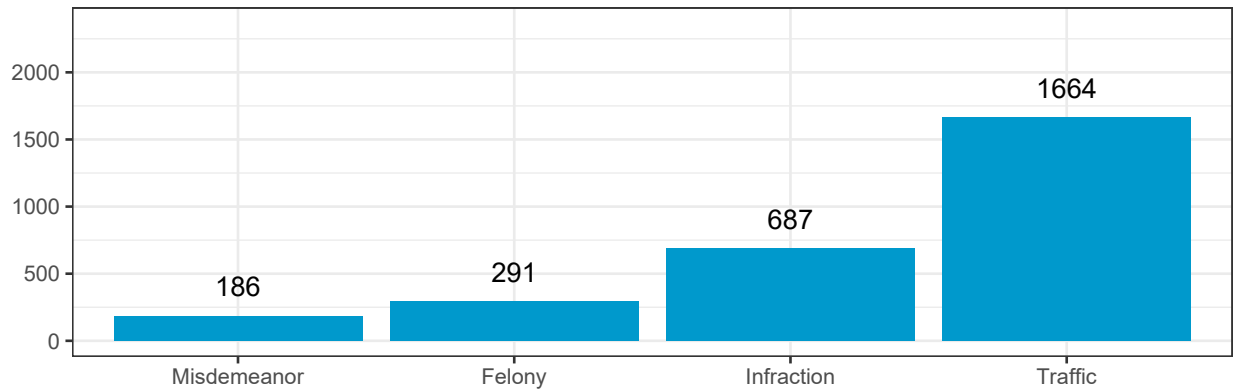


2022 Watauga County Debt-Based Driver's License Suspension Fact Sheet

In January 2022 Watauga County, NC had 5793 recorded cases with a guilty or responsible verdict and a court mandated fee.¹ Of these, 51.2% of cases were in compliance and 48.8% of cases were in failure to comply (FTC) status. **The majority of FTC cases were traffic violations.**



Defendant Statistics and Demographics

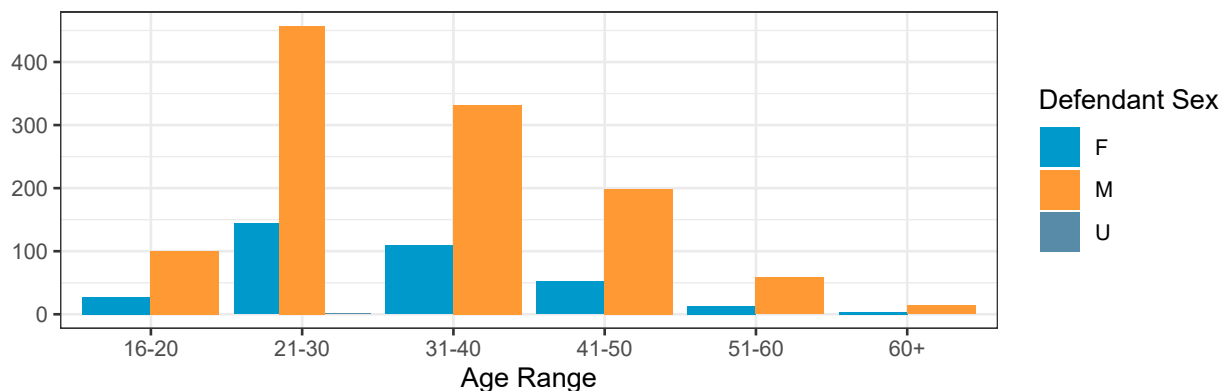
- 324 people had 2 or more traffic cases in FTC status.

County	Total Number of Traffic Violation Cases with a FTC	Total Number of People with a Traffic Violation FTC
Watauga County	1959	1515

- The majority of defendants with a traffic cases in FTC status were White people (84%). With White men having the most traffic violation cases in FTC status.

Defendant Race	M	F	U
Native American	1	1	0
Asian	2	0	0
Unknown	7	0	1
Other	11	2	0
Hispanic	81	3	0
Black	120	16	0
White	943	327	0

- The majority of defendants with a traffic cases in FTC status were 21-30 years old (40%).²

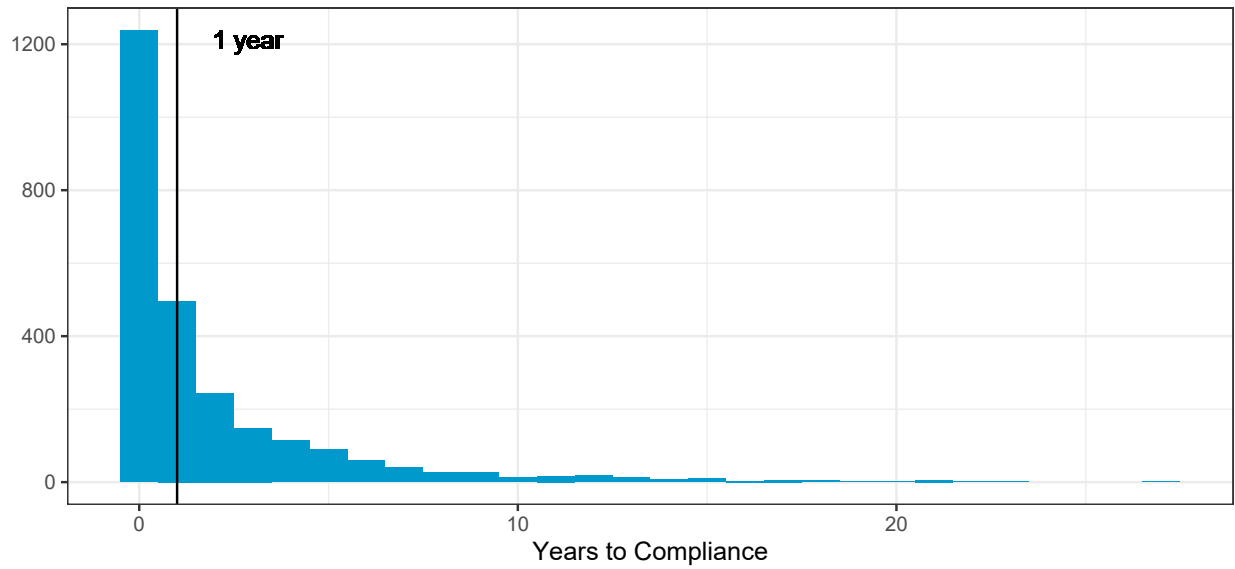


¹This estimate includes cases with guilty to lesser (GL), guilty (GU), prayer for judgement (PJ), responsible to lesser (RL), and responsible (RS) verdicts.

²While the age was not provided in the original data, it was calculated from the defendant's birthday and disposition date.

Length in FTC Status

- 56.2% of cases were in compliance after 1 year of receiving FTC status.



Years to Compliance	White	Black	Hispanic	Asian	Other	Native American	Unknown	Total % of Cases
0-1	1209	89	39	7	7	2	2	56.2
1-2	306	31	4	0	1	1	1	14.3
2-3	160	14	2	0	2	0	1	7.4
3-4	130	10	2	0	0	0	1	5.9
4-5	86	6	1	0	0	0	0	3.9
5-10	178	19	3	0	0	0	0	8.3
10-15	58	9	0	0	1	0	0	2.8
15-20	17	3	0	0	0	0	0	0.8
20+	9	2	0	0	0	0	0	0.5

- For all traffic cases in Watauga County in FTC status in January 2022, the average length in FTC was 13 years.

Years in FTC	White	Black	Hispanic	Other	Asian	Unknown	Native American	Total % of Cases
0-1	126	14	10	5	0	0	0	7.9
1-5	280	40	22	1	1	4	0	17.7
5-10	292	32	25	1	0	3	0	18.0
10-15	260	19	36	0	2	0	1	16.2
15-20	214	18	11	2	0	0	1	12.5
20-30	457	40	1	7	0	2	0	25.8
30+	35	3	0	1	0	0	0	2.0